



GIIEWS Country Brief

The Republic of Moldova

Reference Date: 26-October-2023

FOOD SECURITY SNAPSHOT

- Favourable cereal production estimated in 2023
- Total cereal exports in 2023/24 forecast well below average
- Wheat flour prices below year-earlier levels
- Yearly Gross domestic product (GDP) fell in 2022

Favourable cereal production estimated in 2023

Harvesting of the 2023 winter cereal crops, mainly wheat, finalized in August. The wheat output is set at about 1.1 million tonnes, above the five-year average and almost 30 percent above the previous year's level, following favourable rainfall received during planting and growing stages from September 2022 to May 2023. Harvesting of maize (a spring crop), started in October under overall favourable weather conditions and a stable planted area. The output is forecast at 1.5 million tonnes, double the 2022 output, but still below the five-year average.

Total 2023 cereal output is estimated at about 2.8 million tonnes, 32 percent above the previous year's level but remaining below the five-year average. Planting of the 2024 winter cereals will start in October 2023 under overall favourable weather conditions and crops will be harvested from July 2024.

Total cereal exports in 2023/24 forecast well below average

Total cereal exports in the 2023/24 marketing year (July/June) are forecast at almost 800 000 tonnes, below the five-year average volume, as a consequence of the still below-average harvest obtained in 2023. The forecast includes well below-average levels of 300 000 tonnes of maize and 400 000 tonnes of wheat.

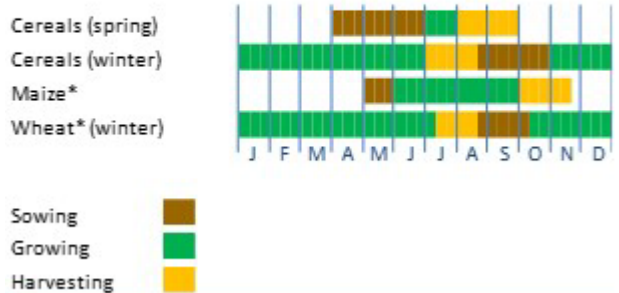
Wheat flour prices below year-earlier levels

The national average retail prices of wheat flour slightly decreased between March and July 2023, remaining 5 percent down year-on-year, supported by improved supplies from higher domestic wheat production and increased wheat flour imports from Ukraine. The national average retail prices of potatoes, another food staple in the subregion, continued to follow mixed trends in 2023: prices rose sharply between March and June, while declined in July 2023.

Republic of Moldova

Crop Calendar

(*major foodcrop)



Republic of Moldova

Cereal Production

	2018-2022	2022	2023	change
	average			2023/2022
000 tonnes				
				percent
Maize	1 707	752	1 500	99.5
Wheat	1 060	855	1 100	28.7
Barley	165	120	125	4.2
Others	36	24	43	79.2
Total	2 968	1 751	2 768	58.1

Note: Percentage change calculated from unrounded data.

Yearly Gross domestic product (GDP) fell in 2022

The National Bureau of Statistic reported that the GDP in 2022 decreased by 5.9 percent, following a 13.9 percent increase in 2021. Inflation fell at 9.7 percent in August 2023 with a similar food inflation rate at 9.6 percent, driven mostly by geopolitical tensions due to the war in Ukraine.

Since February 2022, the country received 792 605 Ukrainian refugees. As at September 2023, about 116 610 refugees were recorded in the Republic of Moldova (United Nations High Commissioner for Refugees [UNHCR]), mostly accommodated in Refugee Accommodation Centres (RAC).

Disclaimer: The designations employed and the presentation of material in this information product do not imply the expression of any opinion whatsoever on the part of FAO concerning the legal status of any country, territory, city or area or of its authorities, or concerning the delimitation of its frontiers or boundaries.

This brief was prepared using the following data/tools:

FAO/GIEWS Country Cereal Balance Sheet (CCBS)

<https://www.fao.org/giews/data-tools/en/>

FAO/GIEWS Food Price Monitoring and Analysis (FPMA) Tool

<https://fpma.fao.org/>

FAO/GIEWS Earth Observation for Crop Monitoring

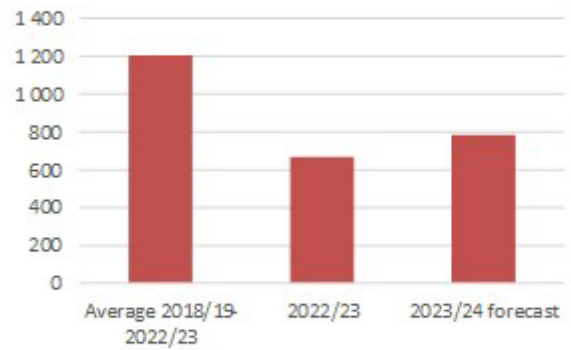
<https://www.fao.org/giews/earthobservation/>

Integrated Food Security Phase Classification (IPC) <https://www.ipcinfo.org/>

Republic of Moldova

Cereals Exports

000 tonnes

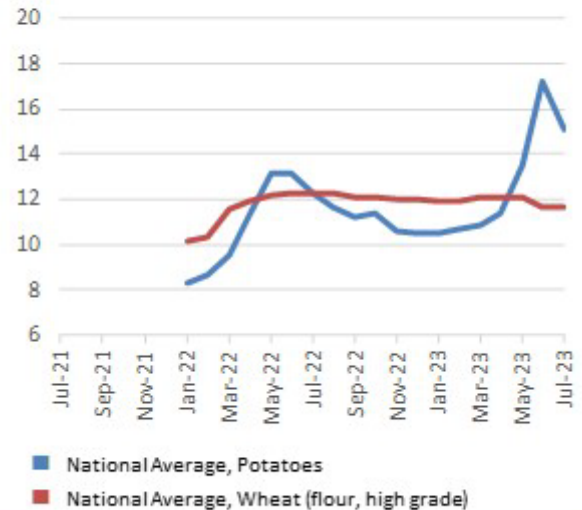


Notes: Includes rice in milled terms. Split years refer to individual crop marketing years (for rice, calendar year of second year shown).

Republic of Moldova

Retail prices of wheat (flour) and potatoes

Moldovan leu per kg





GIEWS Country Brief

Republic of Moldova

Reference Date: 28-November-2022

FOOD SECURITY SNAPSHOT

- Record low cereal production obtained in 2022
- Total cereal exports in 2022/23 forecast well below average
- Wheat flour and potato prices well above year-earlier levels
- Yearly Gross domestic product (GDP) growth forecast to stagnate in 2022

Record low cereal production obtained in 2022

Harvesting of the 2022 winter cereal crops, mainly wheat, finalized last August, while harvesting of spring crops, mainly maize, was concluded by late November. A severe drought affected crop yields in the 2021/22 season. In addition, very high fertilizer and fuel prices constrained farmers' access to agricultural inputs, with a reduction of fertilizer application rates and a negative impact on yields.

According to a Crop and Food Supply Assessment Mission (CFSAM) carried out by FAO, upon request by the Ministry of Agriculture and Food Industry ([full report](#)), the 2022 aggregate cereal output is estimated at about 1.8 million tonnes, 46 percent below the five-year average level and the lowest volume on record. Wheat output is set at 872 000 tonnes, over 20 percent below average, and production of maize is estimated at 761 000 tonnes, 60 percent below the average level. In addition, production of sunflower seed, a key export commodity for the country, and of potatoes, an important staple food, are set at 579 000 tonnes and 133 600 tonnes, respectively, both about 25 percent below average.

Planting of the 2023 winter cereal crops took place in October. Near-average rainfall amounts in August and September 2022 partially restored moisture reserves in the arable layer of the soil, but severe moisture deficits persisted, as of October, in the lower soil layers, with likely adverse effects on the start of the 2022/23 cropping season.

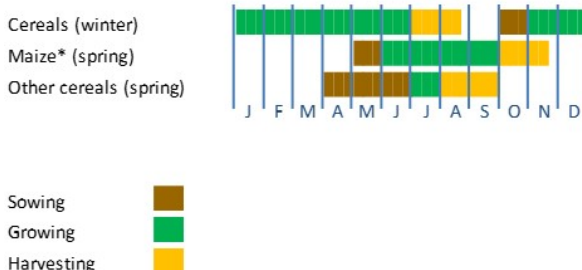
Total cereal exports in 2022/23 forecast well below average

Total cereal exports in the 2022/23 marketing year (July/June) are forecast at about 400 000 tonnes, 70 percent below the five-year average volume as a consequence of the very low harvest obtained in 2022. The forecast includes well below-average levels of 95 000 tonnes of maize and 290 000

Republic of Moldova

Crop Calendar

(*major foodcrop)



Source: FAO/GIEWS.

Republic of Moldova

Cereal Production

	2017-2021	2021	2022	change
	average		estimate	2022/2021
	000 tonnes			percent
Maize	1 911	2 793	761	-72.8
Wheat	1 139	1 565	872	-44.3
Barley	190	253	126	-50.4
Others	35	46	24	-48.3
Total	3 276	4 658	1 782	-61.7

Note: Percentage change calculated from unrounded data.
Source: FAO/GIEWS Country Cereal Balance Sheet.

tonnes of wheat, mostly drawing from remaining stocks of the 2021 bumper outputs.

Wheat flour and potatoes prices well above year earlier levels

Although domestic wheat production is adequate to cover the country's needs, some small volumes are imported, mainly from Ukraine, to improve the quality of locally produced wheat flour (for bread preparation).

The national average retail prices of wheat flour increased slightly between January 2021 and February 2022 as ample supplies from the bumper 2021 harvest offset the upward pressure exerted by increasing production and transportation costs. Between March and July 2022, prices rose by about 10 percent as the reduced domestic wheat output and import disruptions due to the war in Ukraine, raised concerns about shortages of wheat flour. In August and September 2022, wheat flour prices remained overall stable at levels about 30 percent higher than a year earlier.

The national average retail prices of potatoes rose sharply between September 2021 and May 2022, in line with seasonal trends. Prices were stable in June and declined from July onwards. Potatoes are mostly produced in northern Briceni District and are transported to the rest of the country. The reduced domestic production in 2022 and high transportation costs exerted strong upward pressure on prices, which, in September 2022, were almost twice higher than the same month in 2021.

Yearly Gross domestic product (GDP) growth forecast to stagnate in 2022

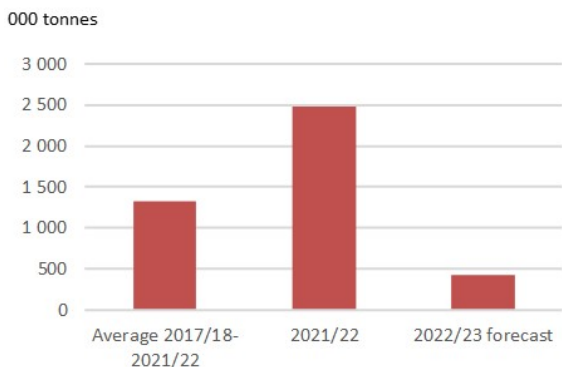
In 2021, the GDP is estimated to have increased by 13.9 percent, mainly driven by investments and private consumption stimulated by high wages, social transfers, remittances and a bumper harvest. In 2022, economic growth is expected to stagnate, due to high inflation, trade disruptions (especially exports of agrifood products), high budgetary costs to support Ukrainian refugees fleeing from the war-affected areas as well as a declining flow of remittances from Ukraine and the Russian Federation, dampening consumer incomes and spending. As of mid-November, about 96 000 Ukrainian refugees were present in the country (United Nations High Commissioner for Refugees [UNHCR]), sheltering in Refugee Accommodation Centres (RAC), rented accommodations or with friends and relatives.

The National Bureau of Statistics reported that the general annual inflation was 34.6 percent in October 2022, almost 26 percentage points higher than the rate of 12 months before, mostly reflecting high food and energy prices. Food inflation was estimated at 36.2 percent, well above the 12.7 percent registered in October 2021.

Disclaimer: The designations employed and the presentation of material in this information product do not imply the expression of any opinion whatsoever on the part of FAO concerning the legal status of any country, territory, city or area or of its authorities, or concerning the delimitation of its frontiers or boundaries.

Republic of Moldova

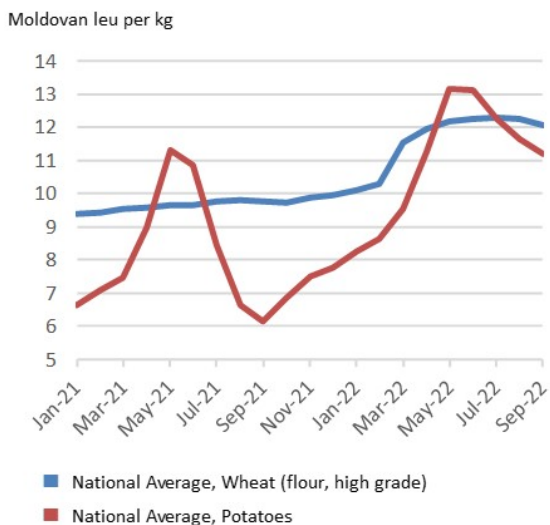
Cereals Exports



Notes: Includes rice in milled terms. Split year refers to individual crop marketing years (for rice, calendar year of second year shown).
Source: FAO/GIEWS Country Cereal Balance Sheets.

Republic of Moldova

Wheat flour and potatoes retail prices



Source: CFSAM 2022.



GIIEWS Country Brief

Republic of Moldova

Reference Date: 26-April-2022

FOOD SECURITY SNAPSHOT

- **Below-average rain amounts since beginning of season raise concerns over 2022 wheat crops to be harvested next July/August**
- **Record high cereal production obtained in 2021**
- **Total cereal exports in 2021/22 forecast above average**
- **Over 100 000 Ukrainian refugees in country as of mid-April 2022**
- **Record high annual inflation in March 2022**

Below-average rain amounts since beginning of season raise concerns over 2022 wheat crop

Planting of the 2022 winter cereals (mainly wheat), to be harvested in July and August, took place in October 2021. Cumulative precipitation amounts between September and November 2021 were on average about 60 percent below the long-term average (LTA), resulting in low soil moisture levels at planting time. Abundant rainfall amounts in December helped improving soil moisture levels and benefitted crops establishment. However, in the first three months of 2022, rain levels were on average 50 percent lower than the LTA and, despite precipitation amounts improved in the first dekad of April, vegetation conditions remain below average (see ASI map), raising concerns over production of the 2022 wheat crop.

Planting of the 2022 maize crop, for the harvest from October, will take place in May. Sowing of other spring cereals (mostly barley), which started earlier than usual amid conducive weather conditions, is almost completed.

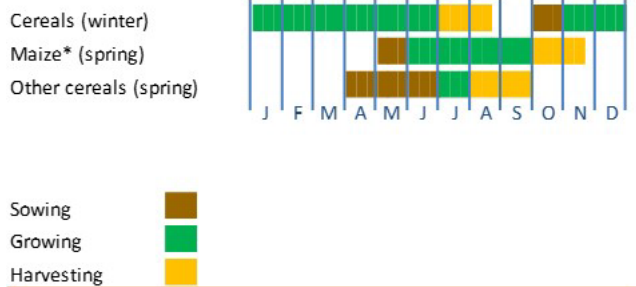
Record high cereal production obtained in 2021

Harvesting of the 2021 winter cereal crops, mainly wheat, finalized last August, while harvesting of spring crops, mainly maize, was concluded last November. The wheat output is officially set at about 1.6 million tonnes, almost three times above the previous year's level and over 40 percent above the five-year average, following favourable weather conditions during the season which boosted yields. Similarly, production of maize is estimated at 2.3 million tonnes, well above the 2020 production and the average level due to large plantings and high yields. The

Republic of Moldova

Crop Calendar

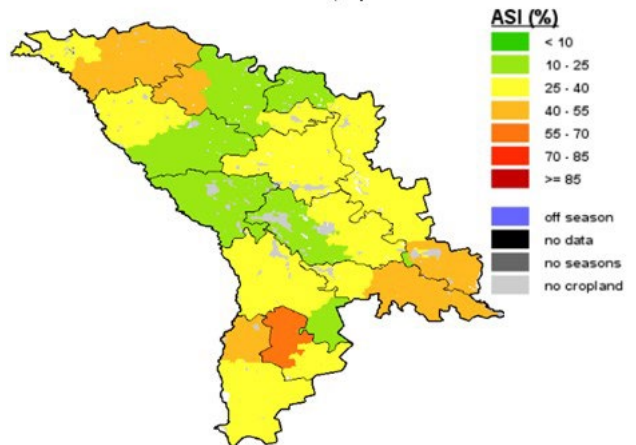
(*major foodcrop)



Source: FAO/GIEWS.

Republic of Moldova - Agricultural Stress Index (ASI)

from start of season 1 to dekad 1, April 2022



Source: FAO/GIEWS Earth Observation System.

total 2021 cereal output is estimated at a record high level of about 4.2 million tonnes, over 40 percent above the five-year average.

Total cereal exports in 2021/22 forecast above average

Total cereal exports in the 2021/22 marketing year (July/June) are forecast at about 1.5 million tonnes, well above the five-year average volume. Due to the large 2021 output, wheat and maize exports are forecast at 750 000 tonnes and 600 000 tonnes, respectively, well above the average volumes.

However, following the escalation of the conflict in Ukraine and influx of Ukrainian refugees to the country, in order to curb price increases, the government has introduced a ban on exports of wheat, maize and sugar from 1 March to 30 April 2022 (see [FPMA Food Policy](#)). The ban on maize exports was [cancelled](#) on 10 March 2022.

Over 100 000 Ukrainian refugees in the country as of mid-April

As of mid-April, about 101 300 Ukrainian refugees were present in the country ([UNHCR](#)). They are sheltering in Refugee Accommodation Centres (RAC), rented accommodations or with friends and relatives. Authorities, humanitarian organizations and volunteers are providing assistance to refugees near the border crossing and at RACs ([ACAPS](#)).

The arrival of refugees required the government to take immediate action, such as providing medical assistance, addressing housing needs and organising transport for those travelling to other countries. The healthcare system is under significant strain ([EIU](#)).

Record high annual inflation in March 2022

In 2021, according to the Ministry of Economy, the gross domestic product (GDP) is estimated to have increased by 13 percent, showing some recovery after the COVID-19 pandemic, coupled with the effects of the 2020 drought on the agricultural output, had severely affected the national economy, particularly the sectors of trade, agriculture and tourism. In 2022, the GDP is expected to rise by 0.3 percent. However, the economic growth may be slowed down by high energy and food prices as well as trade disruptions (especially exports of agrifood products), unavailability of some agricultural inputs (which may constrain production), higher budgetary costs to support Ukrainian refugees and loss of jobs in the transportation sector, amid the impacts of the war in Ukraine on the country.

The National Bureau of Statistics reported that the general annual inflation was 22 percent in March 2022, over 20 percentage points higher than the rate of 12 months before, mostly reflecting high fuel and vegetable prices. Food inflation was estimated at 27 percent, well above the 3 percent registered in March 2021. The increase in import prices of gas, connected to the ongoing conflict in Ukraine, will likely put upward pressure on consumer prices and keep inflation at high levels through the year ([EIU](#)).

Disclaimer: The designations employed and the presentation of material in this information product do not imply the expression of any opinion whatsoever on the part of FAO concerning the legal status of any country, territory, city or area or of its authorities, or concerning the delimitation of its frontiers or boundaries.

Republic of Moldova

Cereal Production

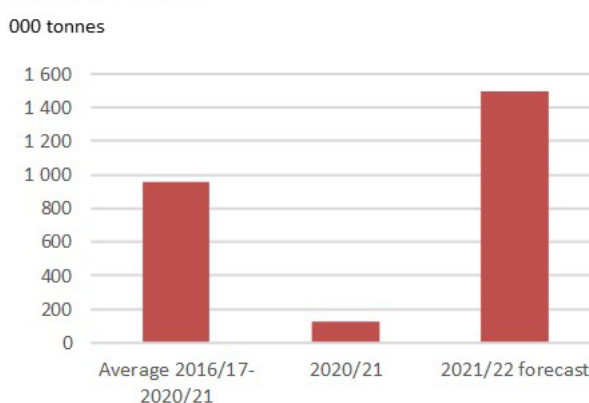
	2016-2020 average	2020	2021 estimate	change 2021/2020
	000 tonnes			percent
Maize	1 631	785	2 333	197.2
Wheat	1 085	570	1 558	173.3
Barley	191	107	260	143.0
Others	19	19	19	0.0
Total	2 925	1 481	4 170	181.6

Note: Percentage change calculated from unrounded data.

Source: FAO/GIEWS Country Cereal Balance Sheet.

Republic of Moldova

Cereals Exports



Notes: Includes rice in milled terms. Split year refers to individual crop marketing years (for rice, calendar year of second year shown).

Source: FAO/GIEWS Country Cereal Balance Sheets.



GIEWS Country Brief

Republic of Moldova

Reference Date: 22-October-2021

FOOD SECURITY SNAPSHOT

- Above-average cereal production forecast in 2021
- Total cereal exports in 2021/22 forecast above average
- Local economy gradually recovering after-effects of COVID-19 pandemic and 2020 drought

Above-average cereal production forecast in 2021

Harvesting of the 2021 winter cereal crops, mainly wheat, finalized in August. The wheat output is set at about 1.6 million tonnes, almost three times above the previous year's level and over 40 percent above the five-year average, following favourable weather conditions during the season which boosted yields compared to the 2020 drought-reduced levels.

Harvesting of maize (a spring crop), is ongoing under overall favourable weather conditions and the output is forecast at about 2 million tonnes, well above the 2020 production and the average level due to near-average rainfall amounts and temperatures during the season that are expected to result in high yields.

Harvesting of other spring cereals, mainly barley, finished in September, and the output is estimated at a near-average level.

The total 2021 cereal output is projected at about 4 million tonnes, 38 percent above the average level.

Planting of the 2022 winter cereals is ongoing under overall favourable weather conditions and crops will be harvested from July next year.

Total cereal exports in 2021/22 forecast above average

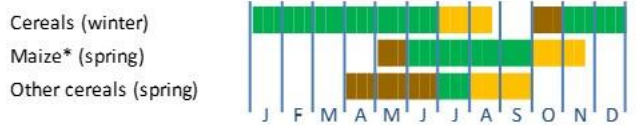
Total cereal exports in the 2021/22 marketing year (July/June) are forecast at about 1.7 million tonnes, well above the five-year average volume.

Due to expectations of large harvests in 2021, wheat and maize exports are officially forecast both at 800 000 tonnes, well above the average volumes.

Republic of Moldova

Crop Calendar

(*major foodcrop)



Sowing
Growing
Harvesting

Source: FAO/GIEWS.

Republic of Moldova

Cereal Production

	2016-2020 average	2020	2021 forecast	change 2021/2020
	000 tonnes			percent
Maize	1 631	785	2 200	180.3
Wheat	1 085	570	1 551	172.1
Barley	191	107	260	143.0
Others	19	19	19	0.0
Total	2 925	1 481	4 030	172.2

Note: percentage change calculated from unrounded data.

Source: FAO/GIEWS Country Cereal Balance Sheet.

Local economy gradually recovering

The negative effects of the COVID-19 pandemic that resulted in losses of jobs, incomes and remittances, coupled with the effects of the 2020 drought on the agricultural output obtained last year, had severely affected the economy, particularly the sectors of trade, agriculture and tourism. It is estimated that the Gross domestic product (GDP) declined by 7 percent in 2020.

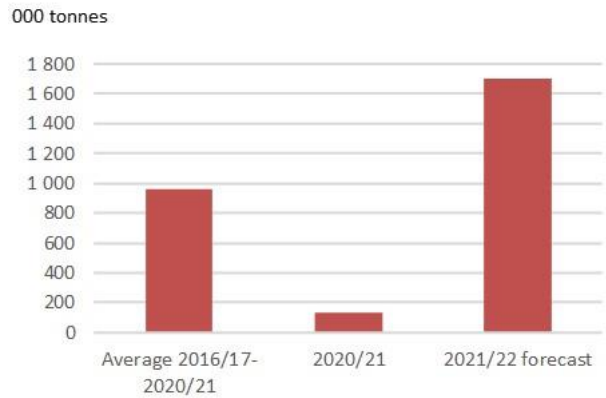
According to the International Monetary Fund (IMF), the GDP is forecast to increase by 4.5 percent in 2021 due to the gradual recovery of most economic sectors. However, the economic growth may be slowed down by recent uncertainties around the procurement of natural gas in the country and the increase of fuel prices.

On 2 June 2021, an [Economic Recovery Plan](#) was launched by the European Commission and will mobilize about EUR 600 million (about USD 700 million) between 2021 and 2024 in macro-financial assistance, grants and investments to stimulate long-term socio-economic recovery in the country.

Disclaimer: The designations employed and the presentation of material in this information product do not imply the expression of any opinion whatsoever on the part of FAO concerning the legal status of any country, territory, city or area or of its authorities, or concerning the delimitation of its frontiers or boundaries.

Republic of Moldova

Cereals Exports



Note: Includes rice in milled terms. Split year refers to individual crop marketing years (for rice, calendar year of second year shown).

Source: FAO/GIEWS Country Cereal Balance Sheets.



GIEWS Country Brief Republic of Moldova

Reference Date: 06-July-2021

FOOD SECURITY SNAPSHOT

- Above-average cereal production forecast in 2021
- Total cereal exports in 2021/22 forecast above average
- Effects of drought and COVID-19 pandemic severely affected economy

Above-average cereal production forecast in 2021

Harvesting of the 2021 winter cereal crops, mainly wheat, is ongoing, while planting of maize (a spring crop), to be harvested from October, took place in May. Planting of other spring cereals, mainly barley, finished in June and the harvest is expected to take place in August and September.

The 2021 wheat output is forecast at about 1.2 million tonnes, well above the previous year's level and 5 percent above the five-year average, as favourable weather conditions during the season are expected to boost yields compared to the 2020 drought-reduced levels. Similarly, the 2021 output of maize, is preliminarily forecast at about 2 million tonnes, well above the 2020 production and the average level.

The total 2021 cereal output is projected at about 3.4 million tonnes, 15 percent above the average.

Total cereal exports in 2021/22 forecast above average

Total cereal exports in the 2021/22 marketing year (July/June) are tentatively forecast at about 1.2 million tonnes, well above the five-year average volume.

Due to the expectation of large harvests in 2021, wheat and maize exports are forecast at 500 000 and 600 000 tonnes, respectively, well above the average volumes.

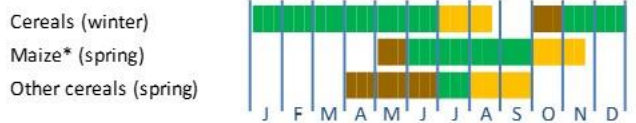
Effects of 2020 drought and COVID-19 pandemic severely affected economy

The very low cereal output obtained in 2020 coupled with the negative effects of the COVID-19 pandemic, which resulted in losses of jobs, incomes and remittances, severely affected the economy, particularly the sectors of trade, agriculture and tourism. It is estimated that the Gross domestic product (GDP) declined by 8 percent in 2020.

Republic of Moldova

Crop Calendar

(*major foodcrop)

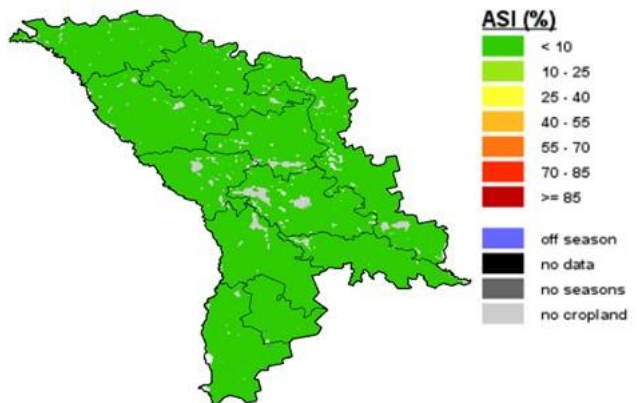


Sowing
Growing
Harvesting

Source: FAO/GIEWS.

Republic of Moldova - Agricultural Stress Index (ASI)

from start of season 1 to dekad 2, June 2021



Source: UNHCR

Republic of Moldova

Cereal Production

	2016-2020 average	2020	2021 forecast	change 2021/2020
	000 tonnes			percent
Maize	1 629	778	1 986	155.3
Wheat	1 085	568	1 220	114.8
Barley	191	110	210	91.1
Others	19	19	19	0.0
Total	2 924	1 474	3 435	132.9

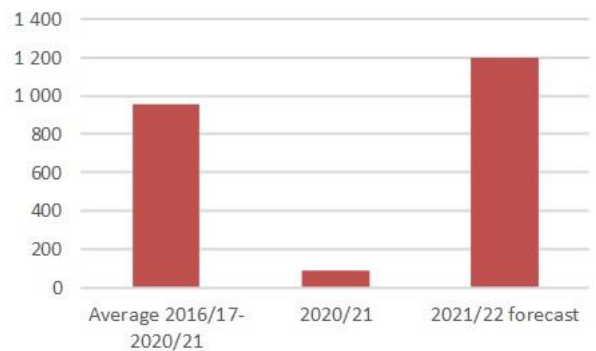
Note: percentage change calculated from unrounded data.

Source: FAO/GIEWS Country Cereal Balance Sheet.

Republic of Moldova

Cereals Exports

000 tonnes



Disclaimer: The designations employed and the presentation of material in this information product do not imply the expression of any opinion whatsoever on the part of FAO concerning the legal status of any country, territory, city or area or of its authorities, or concerning the delimitation of its frontiers or boundaries.

Note: Includes rice in milled terms. Split year refers to individual crop marketing years (for rice, calendar year of second year shown).

Source: FAO/GIEWS Country Cereal Balance Sheets.



GIEWS Country Brief

Republic of Moldova

Reference Date: 19-March-2021

FOOD SECURITY SNAPSHOT

- Favourable conditions for 2021 winter crops
- Cereals production in 2020 severely affected by drought
- Total cereal exports in 2020/21 forecast at all-time low volume
- Effects of drought and COVID-19 pandemic severely affected economy

Favourable conditions for 2021 winter crops

Planting of the 2021 winter crops, mainly wheat, to be harvested in July and August, took place in October 2020. Precipitations have been overall adequate during the season, both in terms of amount and distribution, benefiting soil moisture levels and supporting crop establishment.

Planting of the 2021 minor spring wheat crop started in March, while sowing of maize, to be harvested from August, is expected to begin in May.

Cereals production in 2020 severely affected by drought

Harvesting of the 2020 crops was completed last September and the aggregate cereal output is estimated at about 1.5 million tonnes, corresponding to nearly a half of the five-year average value due to the impact of one of the most severe droughts in the past two decades. Above-average temperatures and poor rainfall during the 2020 season, particularly in April and in the July-August period (with cumulative precipitation levels between 65 and 75 percent lower than the long-term average values), respectively, severely affected wheat and maize crops (see VHI map in September 2020, just before the maize harvest).

As a result, the 2020 wheat and maize outputs are officially estimated at 568 000 tonnes and 778 000 tonnes, respectively, over 50 percent below the average levels.

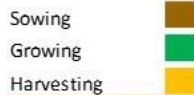

Total cereal exports in 2020/21 forecast at all-time low volume

Total cereal exports in the 2020/21 marketing year (July/June) are forecast at about 75 000 tonnes, the lowest volume on record, as a result of the very low 2020 production of wheat and maize.

Republic of Moldova

Crop Calendar

(*major foodcrop)



Source: FAO/GIEWS.

Republic of Moldova

Cereal Production

	2015-2019 average	2019	2020 estimate	change 2020/2019
	000 tonnes			percent
Maize	1 689	2 130	778	-63.5
Wheat	1 155	1 148	568	-50.5
Barley	205	168	110	-34.6
Others	18	19	19	0.0
Total	3 068	3 465	1 474	-57.4

Note: percentage change calculated from unrounded data.

Source: FAO/GIEWS Country Cereal Balance Sheet.

Total cereal import requirements, mostly wheat and maize, in 2020/21 are forecast at about 120 000 tonnes, over 70 percent above the previous year's average volume, to account for the reduced production obtained in 2020.

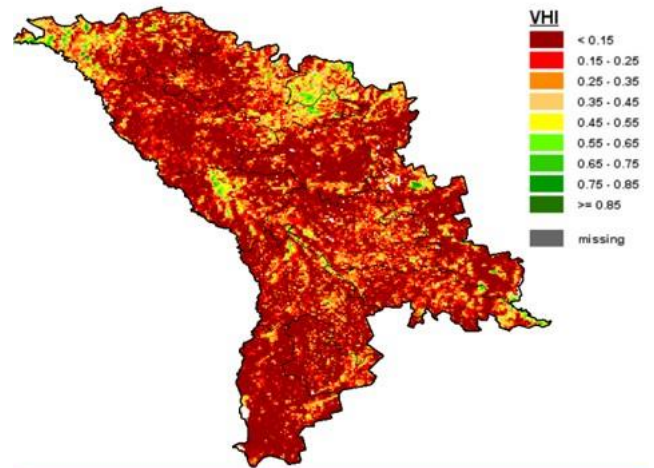
Effects of drought and COVID-19 pandemic severely affected economy

The very low cereal output obtained in 2020 coupled with the negative effects of the COVID-19 pandemic, which resulted in losses of jobs, incomes and remittances, severely affected the economy, particularly the sectors of trade, agriculture and tourism. It is estimated that the Gross Domestic Product (GDP) declined by 8 percent in 2020.

The National Bureau of Statistics reported that the general annual inflation was 0.6 percent in February 2021, almost 6 percentage points below the rate of 12 months before, reflecting reduced oil prices and lower consumer demand due to the pandemic-induced recession. Food inflation was estimated at 1.8 percent, well below the 11 percent registered a year before.

Republic of Moldova - Vegetation Health Index (VHI)

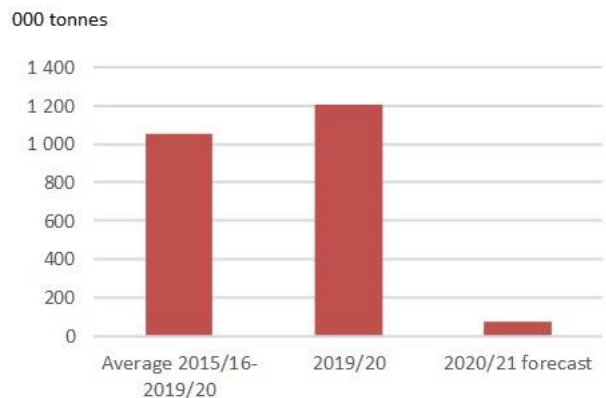
September 2020



Source: FAO/GIEWS Earth Observation System.

Republic of Moldova

Cereals Exports

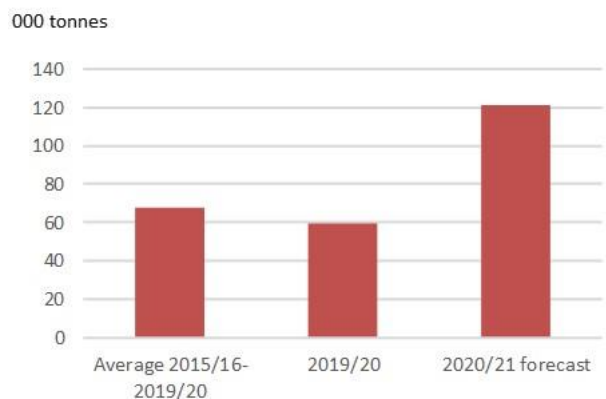


Note: Includes rice in milled terms. Split year refers to individual crop marketing years (for rice, calendar year of second year shown).

Source: FAO/GIEWS Country Cereal Balance Sheets.

Republic of Moldova

Cereals Imports



Note: Includes rice in milled terms. Split year refers to individual crop marketing years (for rice, calendar year of second year shown).

Source: FAO/GIEWS Country Cereal Balance Sheets.

Disclaimer: The designations employed and the presentation of material in this information product do not imply the expression of any opinion whatsoever on the part of FAO concerning the legal status of any country, territory, city or area or of its authorities, or concerning the delimitation of its frontiers or boundaries.



GIEWS Country Brief Republic of Moldova

Reference Date: 27-October-2020

FOOD SECURITY SNAPSHOT

- Cereal production in 2020 severely affected by dry weather conditions
- Total cereal exports in 2020/21 forecast well below-average volume
- Prices of fruits and vegetables strongly increased during last 12 months due to reduced harvests amid unfavourable weather conditions

Cereals production in 2020 severely affected by dry weather conditions

Harvesting of the 2020 winter crops, mainly wheat, was completed in August. Below-average rainfall during the season, particularly in April 2020, negatively affected crop yields in southern key wheat-producing areas. As a result, the 2020 wheat output is estimated at about 800 000 tonnes, 30 percent below-average.

Harvesting of the 2020 maize crops is ongoing and is expected to be finalized by early November. Despite the large plantings, the output is forecast at about 600 000 tonnes, over 60 percent below the five-year average due to insufficient precipitation amounts during the season, particularly in July and August 2020, which affected crops conditions as shown by satellite images (see NDVI Anomaly map).

The aggregate cereal output in 2020 is expected at nearly 1.6 million tonnes, about 45 percent below the five-year average.

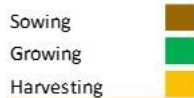

Total cereal exports in 2020/21 forecast well below-average volume

Total cereal exports in the 2020/21 marketing year (July/June) are forecast at about 390 000 tonnes, 60 percent below the average volume. Wheat exports are expected at a well below-average level of 100 000 tonnes due to the reduced output obtained in 2020. Similarly, maize exports are forecast at 280 000 tonnes, about 30 percent below-average due to the unfavourable production prospects for the 2020 crop.

Republic of Moldova

Crop Calendar

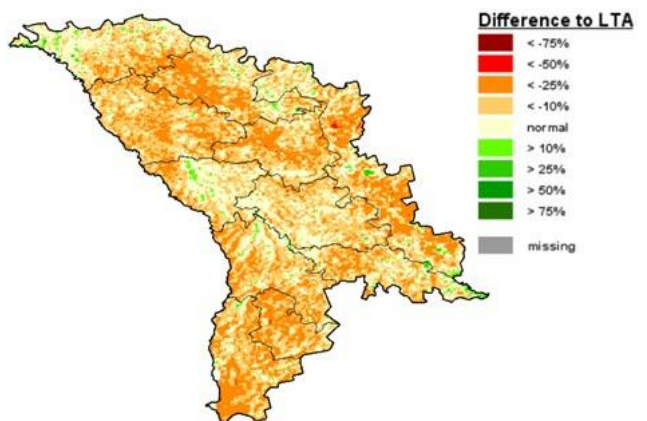
(*major foodcrop)



Source: FAO/GIEWS.

Republic of Moldova - NDVI anomaly

Relative difference to LTA, September 2020



Source: FAO/GIEWS Earth Observation System.

Prices of fruits and vegetables strongly increased due to reduced harvests amid unfavourable weather conditions

The National Bureau of Statistics reported that, between September 2019 and September 2020, prices of fruits and vegetables increased, on average, by about 30 and 10 percent, respectively. This is mainly due to reduced domestic harvests in 2020, following drier and warmer-than-average weather conditions during the season. By contrast, prices of bread and meat increased only moderately or remained stable.

Republic of Moldova

Cereal Production

	2015-2019 average	2019	2020 estimate	change 2020/2019
	000 tonnes			percent
Maize	1 689	2 130	600	-71.8
Wheat	1 155	1 148	800	-30.3
Barley	205	168	140	-16.7
Others	18	19	19	0.0
Total	3 068	3 465	1 559	-55.0

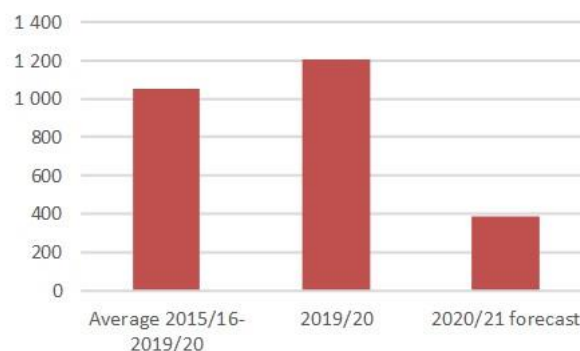
Note: percentage change calculated from unrounded data.

Source: FAO/GIEWS Country Cereal Balance Sheet.

Republic of Moldova

Cereals Exports

000 tonnes



Disclaimer: The designations employed and the presentation of material in this information product do not imply the expression of any opinion whatsoever on the part of FAO concerning the legal status of any country, territory, city or area or of its authorities, or concerning the delimitation of its frontiers or boundaries.

Note: Includes rice in milled terms. Split year refers to individual crop marketing years (for rice, calendar year of second year shown).

Source: FAO/GIEWS Country Cereal Balance Sheets.



GLEWS Country Brief Republic of Moldova

Reference Date: 24-July-2020

FOOD SECURITY SNAPSHOT

- Below-average production prospects for 2020 wheat crops
- Total cereal exports in 2020/21 marketing year forecast below-average volume
- Food inflation slightly higher in June 2020 compared to previous year

Below-average production prospects for 2020 wheat crops

Harvesting of the 2020 wheat crop started in early July and it is expected to be completed by late August. Scarce rains in the season, particularly in April 2020, resulted in below-average crop conditions in southern areas, as shown by satellite data from June, just before the beginning of the harvest (see NDVI Anomaly image). The southern regions produce, on average, about 25 percent of the total annual wheat output. As a result, the 2020 wheat output is expected at about 800 000 tonnes, 30 percent below the average level.

Harvesting of the 2020 maize crops, planted in May, will begin in October. According to satellite-based imagery, crop conditions were favourable in June in the northern main maize producing areas. Given that plantings are estimated at an above-average level, the 2020 output is preliminarily forecast at about 2 million tonnes, nearly 20 percent above the five-year average.

Total cereal exports in 2020/21 marketing year forecast below-average volume

Total cereal exports in the 2020/21 marketing year (July/June) are forecast at about 600 000 tonnes, 40 percent below the average volume on account of reduced wheat exports, expected to not exceed 100 000 tonnes, due to the unfavourable production prospects for the 2020 crops. Maize exports are forecast at 450 000 tonnes, well above average on account of the large domestic supplies from the 2019 record high output and the expectation of an above-average production in 2020.

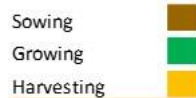

Food inflation slightly higher in June 2020 compared to previous year

The National Bureau of Statistics reported that the general annual inflation was 4.3 percent in June 2020, about the same rate of 12 months before. Food inflation was estimated at 8.5 percent, slightly above the 7.3 percent of a year before.

Republic of Moldova

Crop Calendar

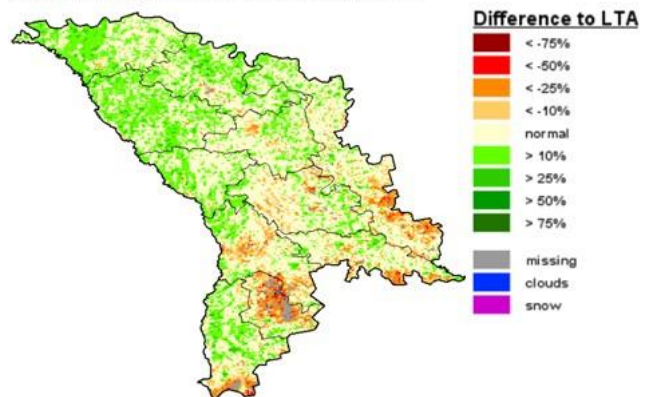
(*major foodcrop)



Source: FAO/GIEWS.

Republic of Moldova - NDVI anomaly

Relative difference to LTA, June 2020



Source: FAO/GIEWS Earth Observation System.

Prices of fruit increased by almost 40 percent between June 2019 and June 2020, mainly due to higher import costs. Prices of eggs also increased sharply, while prices of bread, meat and vegetable oil remained stable or increased only moderately.

Republic of Moldova

Cereal Production

	2015-2019 average	2019	2020 forecast	change 2020/2019
	000 tonnes			percent
Maize	1 689	2 130	2 000	-6.1
Wheat	1 155	1 148	800	-30.3
Barley	205	168	220	31.0
Others	18	19	19	0.0
Total	3 068	3 465	3 039	-12.3

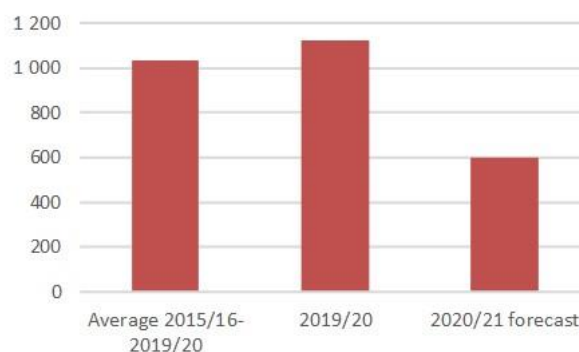
Note: percentage change calculated from unrounded data.

Source: FAO/GIEWS Country Cereal Balance Sheet.

Republic of Moldova

Cereals Exports

000 tonnes



Disclaimer: The designations employed and the presentation of material in this information product do not imply the expression of any opinion whatsoever on the part of FAO concerning the legal status of any country, territory, city or area or of its authorities, or concerning the delimitation of its frontiers or boundaries.

Note: Includes rice in milled terms. Split year refers to individual crop marketing years (for rice, calendar year of second year shown).

Source: FAO/GIEWS Country Cereal Balance Sheets.



GIEWS Country Brief Republic of Moldova

Reference Date: 15-April-2020

FOOD SECURITY SNAPSHOT

- Favourable crop conditions across country
- Cereal output estimated at record high level in 2019
- Above-average cereal exports forecast in 2019/20 marketing year
- Food inflation higher in February 2020 compared to previous year

Favourable crop conditions across country

Planting of the 2020 winter cereals, to be harvested in July and August, finalized in October 2019. Slightly below-average precipitation amounts, between November 2019 and January 2020, were reported to have negatively affected part of the wheat crops. However, abundant rains in February and March benefitted crop conditions across the country, as shown by the positive Normalized Difference Vegetation Index (NDVI) anomaly. Planting of the 2020 spring grains, to be harvested from August, started in April under generally favourable weather conditions.

Cereal output estimated at record high level in 2019

Harvesting of 2019 cereal crops, mainly maize and wheat, finalized in October 2019 and the aggregate output is estimated at 3.5 million tonnes, 20 percent above the five-year average and an all-time high. Maize output is officially estimated at a record high level of 2.1 million tonnes, on account of large plantings and favourable weather conditions which boosted yields. Wheat output is set at about 1.2 million tonnes, just above the five-year average.

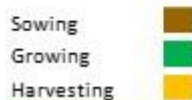
Above-average cereal exports forecast in 2019/20 marketing year

Total cereal exports in the 2019/20 marketing year (July/June) are forecast at about 1 million tonnes, slightly above the average level. Maize exports are forecast at 450 000 tonnes, well above the average volumes on account of good domestic supplies from the 2019 record output. Exports of wheat are forecast at a near-average level of 500 000 tonnes.

Republic of Moldova

Crop Calendar

(*major foodcrop)



Source: FAO/GIEWS.

Republic of Moldova

Cereal Production

	2014-2018 average	2018	2019 estimate	change 2019/2018
	000 tonnes			percent
Maize	1 566	2 074	2 115	2.0
Wheat	1 146	1 163	1 145	-1.5
Barley	216	175	180	3.0
Others	18	19	19	-2.4
Total	2 946	3 431	3 459	0.8

Note: percentage change calculated from unrounded data.

Source: FAO/GIEWS Country Cereal Balance Sheet.

Food inflation higher in February 2020 compared to previous year

The National Bureau of Statistics reported that the general annual inflation was 6.4 percent in February 2020, about 4 percentage points higher than the rate reached 12 months before.

Food inflation was estimated at 11 percent, well above the 3.5 percent of the same month in 2019. Prices of fruits increased by over 50 percent between February 2019 and February 2020, mainly due to increased import costs. Prices of eggs increased by over 20 percent, while prices of bread were almost stable.

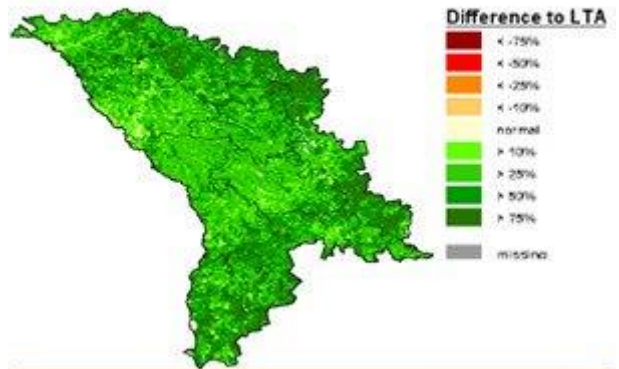
COVID-19 and measures adopted by the Government

In response to the COVID-19 pandemic, the Government declared the [State of Emergency](#) and imposed quarantine measures starting from 17 March until 15 May 2020 throughout the country. The Government also took measures aimed at mitigating the negative economic consequences caused by the COVID-19 outbreak on citizens and entrepreneurship. The measures include the establishment of a MDL 50 million (USD 2.7 million) national subsidy fund for agriculture to support farmers.

Disclaimer: The designations employed and the presentation of material in this information product do not imply the expression of any opinion whatsoever on the part of FAO concerning the legal status of any country, territory, city or area or of its authorities, or concerning the delimitation of its frontiers or boundaries.

Republic of Moldova - NDVI anomaly

Relative difference to LTA - March 2020

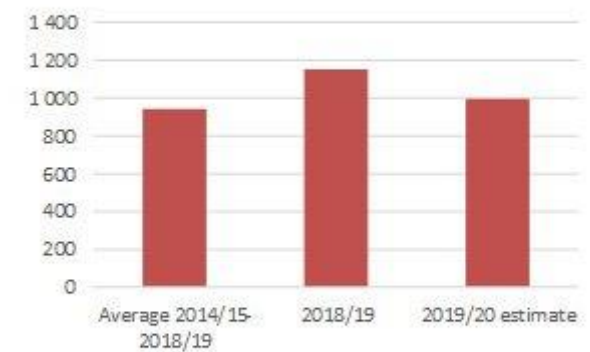


Source: FAO/GIEWS Earth Observation System.

Republic of Moldova

Cereals Exports

000 tonnes



Note: Includes rice in milled terms. Split year refers to individual crop marketing years (for rice, calendar year of second year shown).

Source: FAO/GIEWS Country Cereal Balance Sheets.



GIEWS Country Brief Republic of Moldova

Reference Date: 05-August-2019

FOOD SECURITY SNAPSHOT

- Total cereal production in 2019 is forecast at near-average level
- Above average cereal exports forecast in 2019/20
- Food inflation higher in June 2019 compared to previous year

Total cereal production in 2019 is forecast close to the five-year average

Harvesting of the 2019 winter cereals, mainly wheat, started in July and is expected to finalize by mid-August. By the end of July, wheat crops had been collected from 95 percent of the area planted. In most croplands, precipitation has been adequate since November 2018, except for scarce rainfall in March and the last dekad of June 2019. Heavy rains and hail occurred in some areas of northern districts of Balti, Edinet and Soroca in late May and early June, with only some localized damage to crops. The total 2019 wheat output is forecast at well-above average of 1.3 million tonnes.

Planting of the 2019 maize crop took place in May and crops are expected to be harvested in October and November. As of late July, cumulative rain amounts were near average across most croplands and, according to satellite-based imagery, conditions of crops were overall favourable. The official early forecast of the 2019 maize output is set at above-average of 1.7 million tonnes, mainly reflecting an increase in area planted, officially estimated at 492 000 hectares.

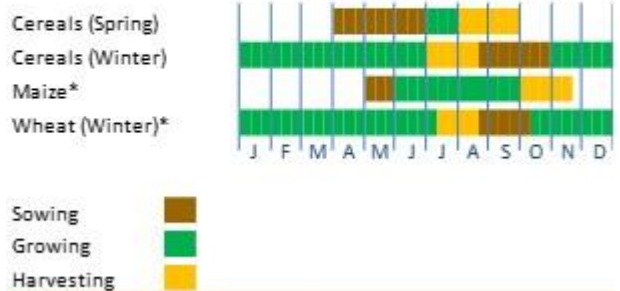
The aggregate 2019 cereal output is forecast at 3.2 million tonnes, 8 percent above the five-year average.

Above-average cereal exports forecast in 2019/20

Total cereal exports in the 2019/20 marketing year (July/June) are forecast at 1.1 million tonnes, 22 percent above the average level, mainly due to high shipments of maize and wheat. Maize exports are forecast at 450 000 tonnes, well above the average volumes on account of good domestic supplies from the 2018 record output. Exports of wheat are forecast at 600 000 tonnes, about 10 percent above the average, due to the expectation of a bumper output in 2019.

Republic of Moldova

Crop Calendar (*major foodcrop)



Source: FAO/GIEWS.

Republic of Moldova

Cereal Production

	2014-2018	2018	2019	change
	average			2019/2018
000 tonnes				
				percent
Maize	1 566	2 074	1 700	-18.0
Wheat	1 146	1 163	1 300	11.8
Barley	216	175	180	3.0
Others	15	15	14	-6.7
Total	2 943	3 427	3 194	-6.8

Note: percentage change calculated from unrounded data.

Source: FAO/GIEWS Country Cereal Balance Sheet.

Food inflation higher in June 2019 compared to previous year

The National Bureau of Statistics reported that the general annual inflation was 4.4 percent in June 2019, the highest rate since March 2018.

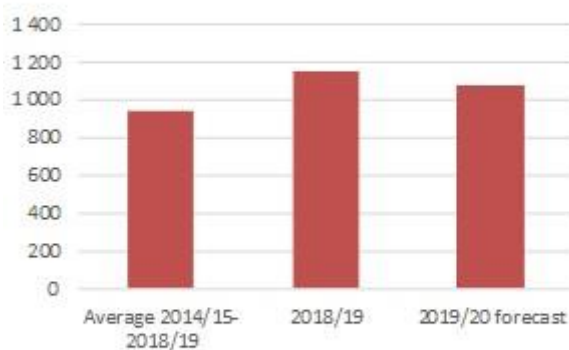
Inflation for the food sub-component was 7.3 percent, well above the 5.1 percent of the same month in 2018. Prices of vegetables increased particularly between June 2018 and June 2019 (28 percent), while prices of bread and fruits rose by 1.4 and 3.5 percent, respectively.

Disclaimer: The designations employed and the presentation of material in this information product do not imply the expression of any opinion whatsoever on the part of FAO concerning the legal status of any country, territory, city or area or of its authorities, or concerning the delimitation of its frontiers or boundaries.

Republic of Moldova

Cereals Exports

000 tonnes



Note: Includes rice in milled terms. Split year refers to individual crop marketing years (for rice, calendar year of second year shown).

Source: FAO/GIEWS Country Cereal Balance Sheets.



GIEWS Country Brief Republic of Moldova

Reference Date: 14-November-2018

FOOD SECURITY SNAPSHOT

- Cereal production in 2018 estimated well above average
- Cereal exports in 2018/19 marketing year (July/June) expected to remain above average
- Food inflation lower in September 2018 compared to previous year

Total cereal output in 2018 estimated above five-year average

Harvesting of the majority of the cereal crops finalized by the end of September, while harvesting of maize should be completed by mid-November. Although frosts and insufficient snow cover (necessary to protect winter crops from the cold weather) at the beginning of the year raised concerns over 2018 cereals output, recent estimates point at a total production of about 3 million tonnes, which is 9 percent above the five-year average and slightly below the previous year's bumper level.

Wheat production in 2018 is set at a near average 1.2 million tonnes, while maize output is estimated at 1.7 million tonnes, 15 percent above the five-year average due to a gradual increase in planted areas and better yields.

Planting of winter cereals (mainly wheat), to be harvested in July/August 2019, just finalized under favourable weather conditions.

Cereal exports in 2018/19 marketing year (July/June) expected to remain well above average

Following an above-average domestic cereal production, total exports of cereals are forecast at 1.2 million tonnes in the 2018/19 marketing year (July/June), well above the five-year average and close to the previous year's high level. Wheat and maize exports are expected to remain nearly unchanged year-on-year, at the well above-average levels of 640 000 tonnes and 450 000 tonnes, respectively.

Food inflation lower in September 2018 compared to previous year

The National Bureau of Statistics reported that the general annual inflation was 2.4 percent in September 2018, the lowest rate since December 2016.

Republic of Moldova

Crop Calendar

(*major foodcrop)



Source: FAO/GIEWS.

Republic of Moldova

Cereal Production

	2013-2017 average	2017	2018 estimate	change 2018/2017
	000 tonnes			percent
Maize	1 435	1 773	1 700	-4.1
Wheat	1 115	1 251	1 150	-8.1
Barley	225	249	175	-29.7
Others	16	17	17	0.0
Total	2 791	3 289	3 041	-7.5

Note: percentage change calculated from unrounded data.

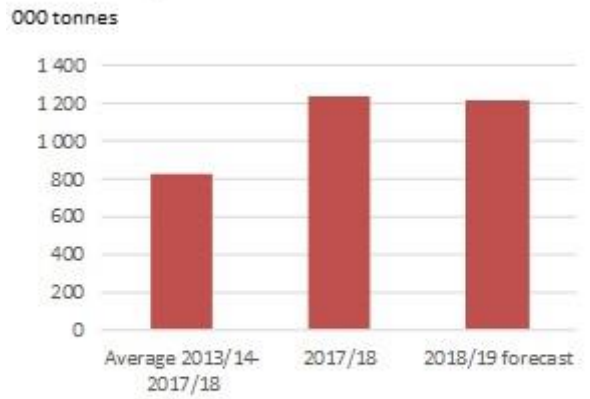
Source: FAO/GIEWS Country Cereal Balance Sheet.

Inflation for the food sub-component was 5.3 percent, well below the 9.4 percent of the same month in 2017. Prices of fruits slightly decreased between September 2017 and September 2018, while prices of bread and vegetables increased by 20 percent, on average.

Disclaimer: The designations employed and the presentation of material in this information product do not imply the expression of any opinion whatsoever on the part of FAO concerning the legal status of any country, territory, city or area or of its authorities, or concerning the delimitation of its frontiers or boundaries.

Republic of Moldova

Cereals Exports



Note: Includes rice in milled terms. Split year refers to individual crop marketing years (for rice, calendar year of second year shown).

Source: FAO/GIEWS Country Cereal Balance Sheets.



GIEWS Country Brief Republic of Moldova

Reference Date: 07-February-2018

FOOD SECURITY SNAPSHOT

- Planted area with 2018 winter cereals forecast close to average
- Cereal production in 2017 estimated at record level
- Cereal exports in 2017/18 (July/June) anticipated to increase
- Prices of wheat flour stable over last three months

Planted area with 2018 winter cereals forecast close to average

Planting of winter cereals (mainly wheat), to be harvested in July/August 2018, was complete by November 2017. Total area planted is forecast at about 420 000 hectares, similar to the last five-year average. Warm weather conditions during the November-December 2017 period were favourable for survival of germinating crops, while frosts in January 2018 raised some concerns over crop conditions, as snow coverage is insufficient to protect crops from the cold weather. However, it is too early in the season to evaluate the possible damage on crops.

Cereal production in 2017 estimated at record level

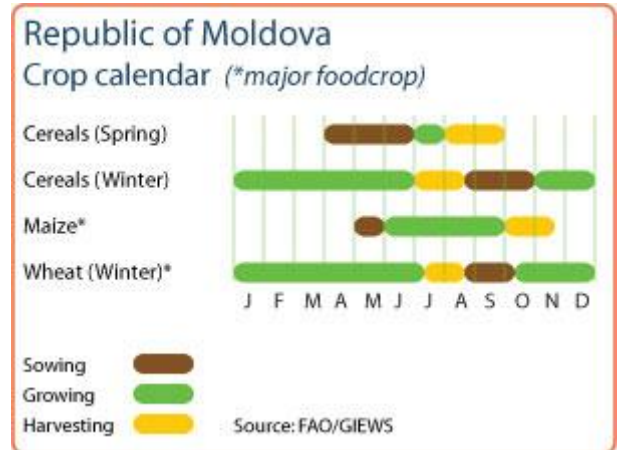
Total cereal production in 2017 is officially estimated at 3.3 million tonnes, with an 11 percent increase over the high level of 2016. The increase is due to a 30 percent above-average maize production, estimated at a record level of 1.8 million tonnes, following favourable weather conditions during the whole growing season which boosted yields.

Wheat output is set at 1.2 million tonnes in 2017, close to high the level of the previous year and well above the average.

Cereal exports in 2017/18 (July/June) anticipated to increase

Following above-average domestic cereal production in 2017, exports are expected to increase to 665 000 tonnes in the 2017/18 (July/June) marketing year. The projected increase is mainly due to larger shipments of maize, which are forecast at 300 000 tonnes, about 20 percent above the 2016/17 level. Wheat exports are expected at 350 000 tonnes, unchanged from the previous year's level.

Prices of wheat and wheat flour remained



Republic of Moldova
Cereal production

	2012-2016 average	2016	2017 forecast	change 2017/2016
	000 tonnes			percent
Maize	1 269	1 392	1 762	27
Wheat	961	1 293	1 249	-3
Barley	208	260	246	-5
Others	26	26	26	0
Total	2 464	2 971	3 283	11

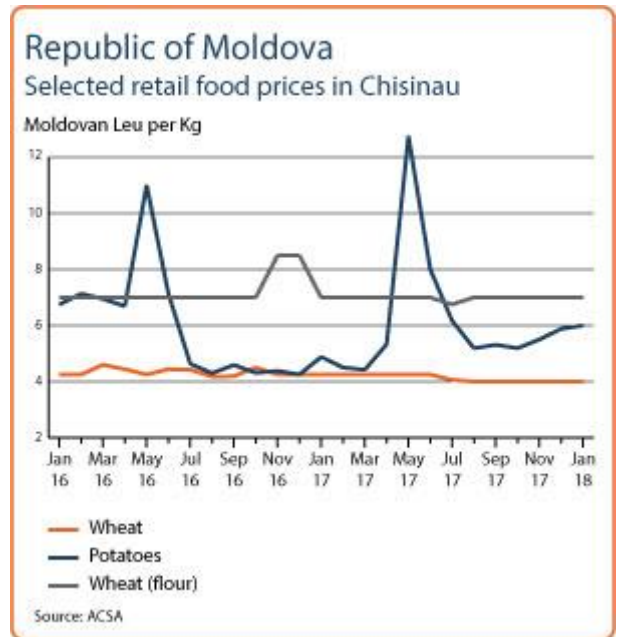
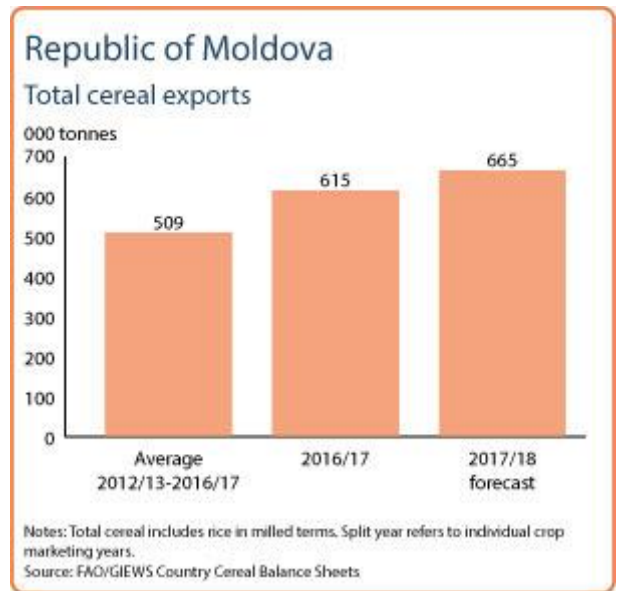
Note: percentage change calculated from unrounded data.
Source: FAO/GIEWS Country Cereal Balance Sheets

stable over last three months

Prices for wheat and wheat flour were generally stable since October 2017 as increased milling and fuel costs offset the downward pressure due to the 2017 bumper harvest. By contrast, prices of potatoes, another important staple food, increased by 15 percent from the start of the harvest in September 2017 and, in January 2018, they were more than 20 percent higher than a year before, following a 10 percent decline in domestic production.

In December 2017, the National Bureau of Statistics reported that the annual inflation rate (last 12 months) was 7.3 percent, which is much higher than the 2.4 percent reported in December 2016. An average 40 percent price increase was registered for the prices of fresh vegetables and a 20 percent increase for the prices of fruits.

Disclaimer: The designations employed and the presentation of material in this information product do not imply the expression of any opinion whatsoever on the part of FAO concerning the legal status of any country, territory, city or area or of its authorities, or concerning the delimitation of its frontiers or boundaries.





GIEWS Country Brief Republic of Moldova

Reference Date: 07-February-2018

FOOD SECURITY SNAPSHOT

- Planted area with 2018 winter cereals forecast close to average
- Cereal production in 2017 estimated at record level
- Cereal exports in 2017/18 (July/June) anticipated to increase
- Prices of wheat flour stable over last three months

Planted area with 2018 winter cereals forecast close to average

Planting of winter cereals (mainly wheat), to be harvested in July/August 2018, was complete by November 2017. Total area planted is forecast at about 420 000 hectares, similar to the last five-year average. Warm weather conditions during the November-December 2017 period were favourable for survival of germinating crops, while frosts in January 2018 raised some concerns over crop conditions, as snow coverage is insufficient to protect crops from the cold weather. However, it is too early in the season to evaluate the possible damage on crops.

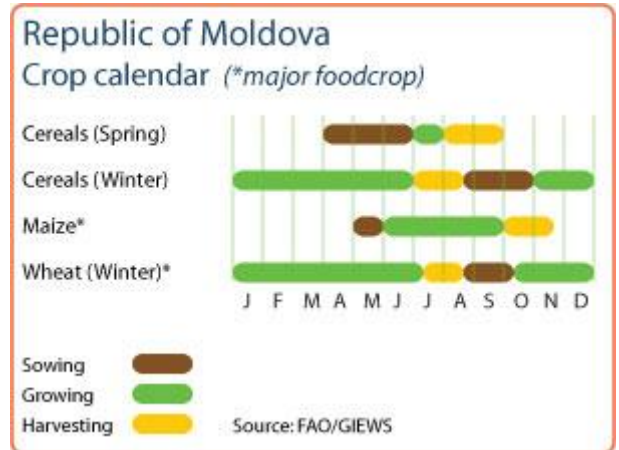
Cereal production in 2017 estimated at record level

Total cereal production in 2017 is officially estimated at 3.3 million tonnes, with an 11 percent increase over the high level of 2016. The increase is due to a 30 percent above-average maize production, estimated at a record level of 1.8 million tonnes, following favourable weather conditions during the whole growing season which boosted yields.

Wheat output is set at 1.2 million tonnes in 2017, close to high the level of the previous year and well above the average.

Cereal exports in 2017/18 (July/June) anticipated to increase

Following above-average domestic cereal production in 2017, exports are expected to increase to 665 000 tonnes in the 2017/18 (July/June) marketing year. The projected increase is mainly due to larger shipments of maize, which are forecast at 300 000 tonnes, about 20 percent above the 2016/17 level. Wheat exports are expected at 350 000 tonnes, unchanged from the previous year's level.



Republic of Moldova
Cereal production

	2012-2016 average	2016	2017 forecast	change 2017/2016
	000 tonnes			percent
Maize	1 269	1 392	1 762	27
Wheat	961	1 293	1 249	-3
Barley	208	260	246	-5
Others	26	26	26	0
Total	2 464	2 971	3 283	11

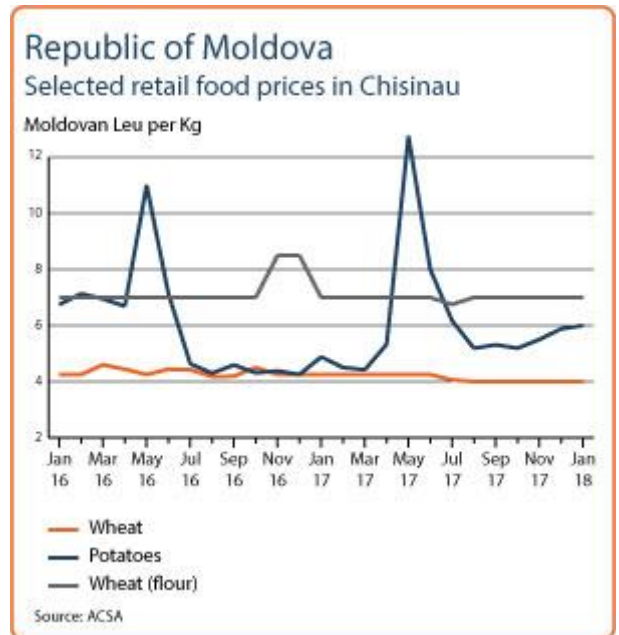
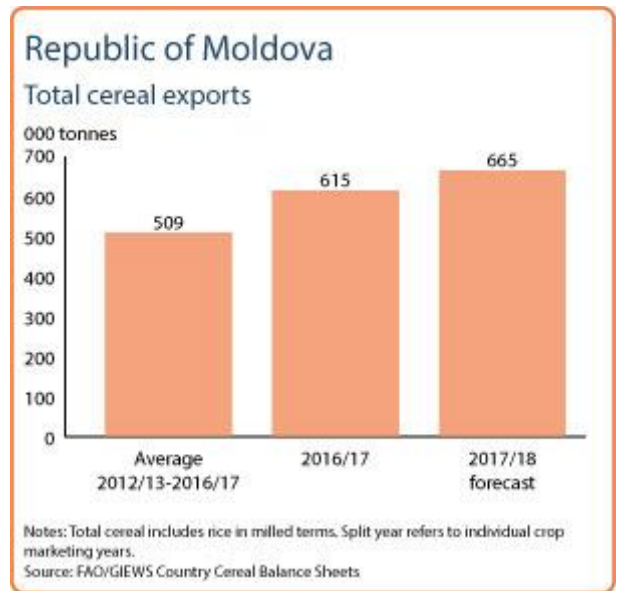
Note: percentage change calculated from unrounded data.
Source: FAO/GIEWS Country Cereal Balance Sheets

Prices of wheat and wheat flour remained stable over last three months

Prices for wheat and wheat flour were generally stable since October 2017 as increased milling and fuel costs offset the downward pressure due to the 2017 bumper harvest. By contrast, prices of potatoes, another important staple food, increased by 15 percent from the start of the harvest in September 2017 and, in January 2018, they were more than 20 percent higher than a year before, following a 10 percent decline in domestic production.

In December 2017, the National Bureau of Statistics reported that the annual inflation rate (last 12 months) was 7.3 percent, which is much higher than the 2.4 percent reported in December 2016. An average 40 percent price increase was registered for the prices of fresh vegetables and a 20 percent increase for the prices of fruits.

Disclaimer: The designations employed and the presentation of material in this information product do not imply the expression of any opinion whatsoever on the part of FAO concerning the legal status of any country, territory, city or area or of its authorities, or concerning the delimitation of its frontiers or boundaries.





GIEWS Country Brief Republic of Moldova

Reference Date: 19-May-2017

FOOD SECURITY SNAPSHOT

- Cereal production forecast to decline in 2017
- Cereal exports in 2017/18 (July/June) anticipated to decline
- Prices of potatoes and other vegetables increased in April

Cereal production forecast to decline in 2017

Planting of the winter cereals for harvest from July 2017 finished by the beginning of November 2016. Weather conditions during the winter were generally fair for growth and development of the crops. In most of the country, winter crops were at the tillering stage, though the three-leaf stage was reported in some areas at the end of March. The level of accumulated precipitations was adequate for planting of the spring crops, which started in the beginning of April.

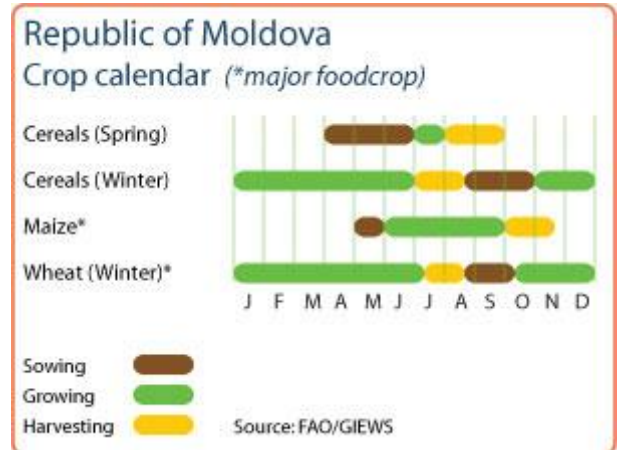
FAO's early forecast of 2017 cereal crops (including an average production of spring crops), stands at 2.4 million tonnes, 14 percent below the bumper crop of the previous year. Most of the decline comes from wheat, output of which is expected at 962 000 tonnes in 2017, assuming the return to average yields after the record highs of last year.

Cereal exports in 2017/18 (July/June) anticipated to decline

Following a projected decline in domestic cereal production in 2017, exports are expected to decrease to 565 000 tonnes in the 2017/18 (July/June) marketing year. The decrease comes mainly from lower shipments of wheat, which are forecast at 300 000 tonnes, 14 percent below the 2016/17 level.

Prices of potatoes and other vegetables increased in April

Despite a bumper 2016 wheat output, prices for wheat and wheat flour were generally stable in the last six months. The increasing production and transportation costs underpinned wheat flour prices. By contrast, prices of potatoes, an important staple food, have increased by 20 percent in April.

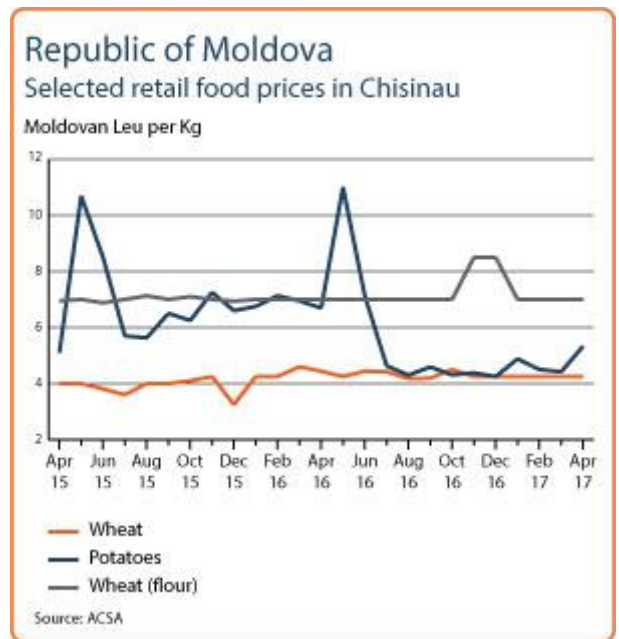
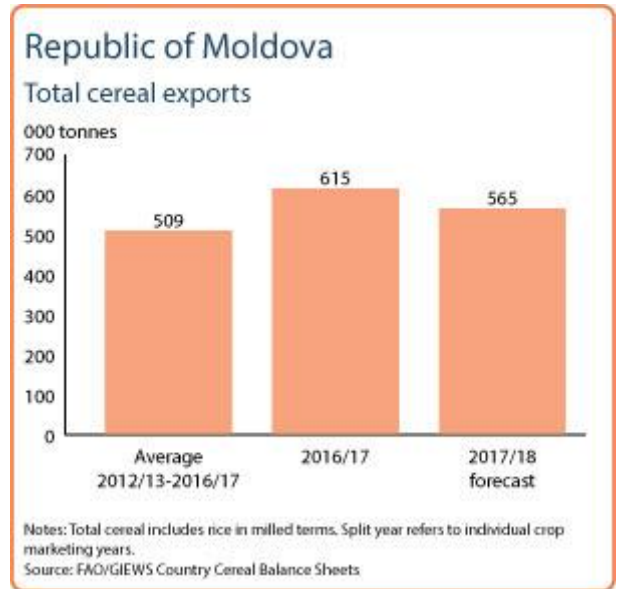


Republic of Moldova
Cereal production

	2012-2016 average	2016	2017 forecast	change 2017/2016
	000 tonnes			percent
Maize	1 245	1 279	1 237	-3
Wheat	959	1 283	962	-25
Barley	208	260	215	-17
Others	26	26	26	0
Total	2 438	2 848	2 440	-14

Note: percentage change calculated from unrounded data.
Source: FAO/GIEWS Country Cereal Balance Sheets

The National Bureau of Statistics reported that, in the month of April 2017, the annual inflation rate (last 12 months, from May 2016 until April 2017) was 6.6 percent. An average 20 percent price increase was registered for fresh vegetables, with peaks of +80 percent for cabbages and +30 percent for onions.



Disclaimer: The designations employed and the presentation of material in this information product do not imply the expression of any opinion whatsoever on the part of FAO concerning the legal status of any country, territory, city or area or of its authorities, or concerning the delimitation of its frontiers or boundaries.



GIEWS Country Brief Republic of Moldova

Reference Date: 12-April-2017

FOOD SECURITY SNAPSHOT

- Cereal production forecast to decline in 2017
- Cereal exports in 2017/18 (July/June) anticipated to decline
- Prices of wheat and wheat flour remained stable over last six months

Cereal production forecast to decline in 2017

Planting of the winter cereals for harvest from July 2017 finished by the beginning of November 2016. Weather conditions during the winter were generally fair for growth and development of crops. In most of the country, winter crops were at the tillering stage, though the three-leaf stage was reported in some areas at the end of March. The level of accumulated precipitations was adequate for planting of the spring crops, which started in the beginning of April.

FAO's early forecast of 2017 cereal crops (including an average production of spring crops) stands at 2.4 million tonnes, 14 percent below the bumper crop of the previous year. Most of the decline comes from wheat, output of which is expected at 962 000 tonnes in 2017, assuming the return to average yields after the record highs of last year.

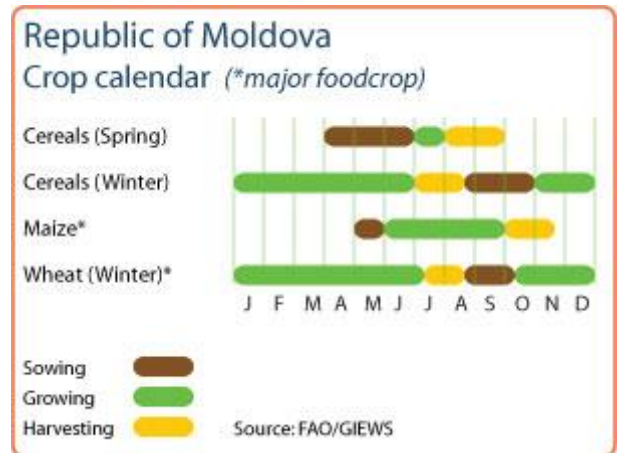
Cereal exports in 2017/18 (July/June) anticipated to decline

Following a projected decline in domestic cereal production in 2017, exports are expected to decrease to 565 000 tonnes in the 2017/18 (July/June) marketing year. The decrease comes mainly from lower shipments of wheat, which are forecast at 300 000 tonnes, 14 percent below the 2016/17 level.

Prices of wheat and wheat flour remained stable over past six months

Despite a bumper 2016 wheat output, prices for wheat and wheat flour were generally stable in the last six months. The increasing milling production costs underpinned wheat flour prices.

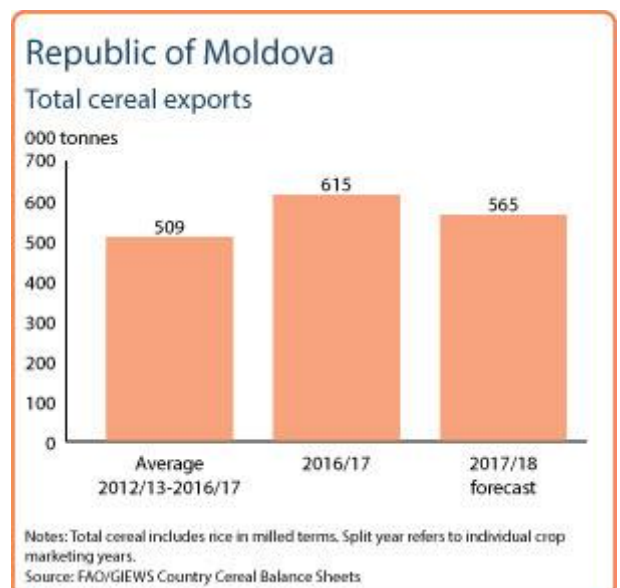
Prices of potatoes, another staple food, declined by 2 percent in March and were around 40 percent lower than their year-earlier values, when a drastic decline in 2015 production brought prices to all-time highs.



Republic of Moldova
Cereal production

	2012-2016 average	2016	2017 forecast	change 2017/2016
	000 tonnes			percent
Maize	1 245	1 279	1 237	-3
Wheat	959	1 283	962	-25
Barley	208	260	215	-17
Others	26	26	26	0
Total	2 438	2 848	2 440	-14

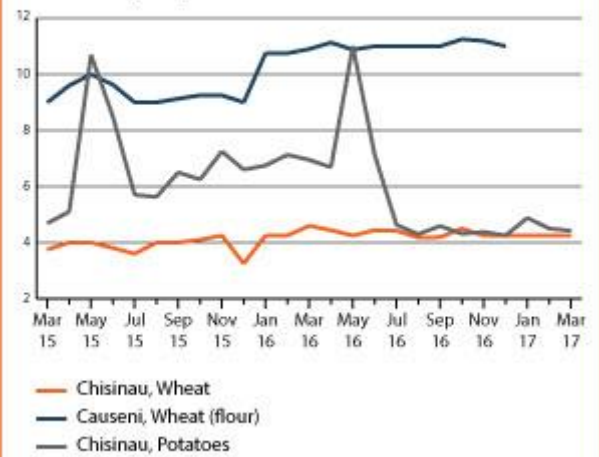
Note: percentage change calculated from unrounded data.
Source: FAO/GIEWS Country Cereal Balance Sheets



Republic of Moldova

Selected retail food prices

Moldovan Leu per Kg



Source: ACSA



GIEWS Country Brief Republic of Moldova

Reference Date: 19-December-2016

FOOD SECURITY SNAPSHOT

- Cereal production forecast to recover in 2016 after sharp drought-induced decline in 2015
- Cereal exports in 2016/17 (July/June) anticipated to increase
- Prices of wheat and wheat flour decreased in November 2016

Cereal production forecast to recover in 2016 after sharp drought-induced decline in 2015

FAO's latest estimates of 2016 cereal production stand at 2.8 million tonnes, almost a 30 percent increase from the drought-reduced level of the previous year. Most of the increase comes from wheat, output of which is estimated to rebound to 1.2 million tonnes in 2016.

Planting of the 2016 winter cereals finished by the beginning of November under satisfactory weather conditions. The winter crops have benefited from the above-average precipitations before entering the dormant phase. Despite the current poor snow cover, the conditions of winter crops remain satisfactory as the soil temperature at the tillering node depth remains well above the killing level (-15 degrees).

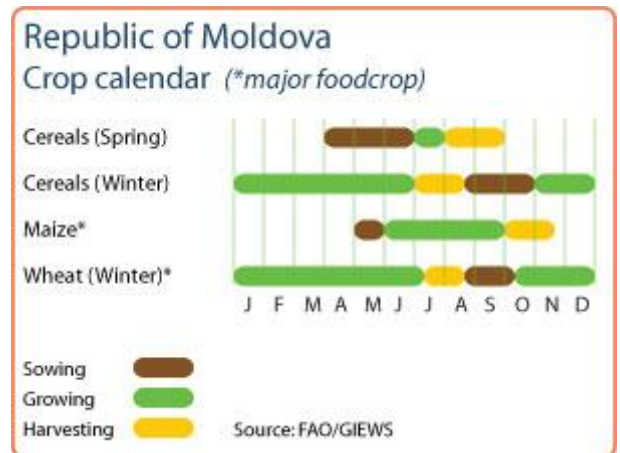
Cereal exports in 2016/17 (July/June) anticipated to increase

Following a 30 percent increase in total cereal production this year, exports are expected to increase to 615 000 tonnes in the 2016/17 (July/June) marketing year. The shipments of maize are expected to rise by 50 percent to 250 000 tonnes, while total wheat exports are forecast unchanged at 350 000 tonnes.

Prices of wheat and wheat flour decreased in November 2016

Due to a rebound in wheat production this year, prices for wheat declined by 6 percent in November. Prices of wheat flour decreased slightly, but were 20 percent above their levels in November 2015 following increasing flour production costs.

Prices of potatoes grew by 2 percent in November, following a smaller-than-expected harvest in 2016. However, at this level, prices were 40 percent lower than their year-earlier values, when a drastic decline in production in 2015 brought prices to all-time highs.



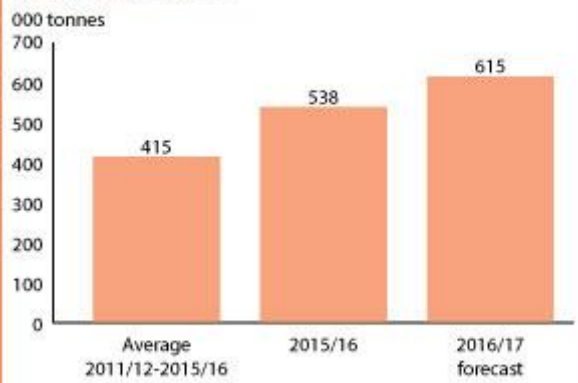
Republic of Moldova
Cereal production

	2011-2015 average	2015	2016 estimate	change 2016/2015
	000 tonnes			percent
Maize	1,269	1,070	1,279	20
Wheat	862	920	1,283	39
Barley	202	190	260	37
Others	26	26	26	0
Total	2,359	2,206	2,848	29

Note: percentage change calculated from unrounded data.
Source: FAO/GIEWS Country Cereal Balance Sheets

Republic of Moldova

Total cereal exports



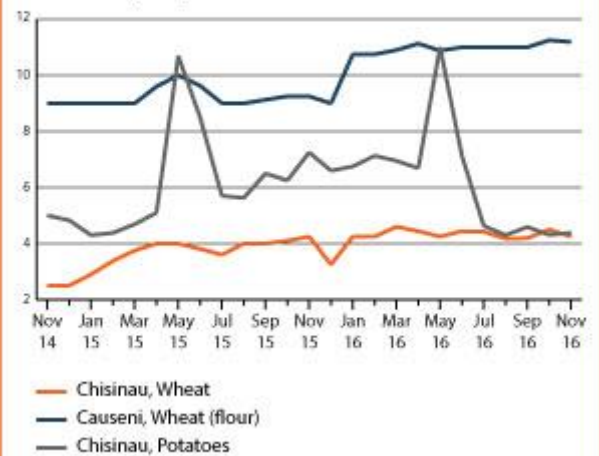
Notes: Total cereal includes rice in milled terms. Split year refers to individual crop marketing years.

Source: FAO/GIEWS Country Cereal Balance Sheets

Republic of Moldova

Selected retail food prices

Moldovan Leu per Kg



Source: ACSA

Reference Date: 08-April-2016

FOOD SECURITY SNAPSHOT

- Cereal production forecast to recover in 2016 after sharp drought-induced decline in 2015
- Wheat imports in 2015/16 (July/June) anticipated to increase
- Prices of wheat flour and potatoes increased in early 2016

Cereal production forecast to recover in 2016 after sharp drought-induced decline in 2015

Winter cereal plantings for harvest in 2016 started late last autumn due to unfavourable dry conditions but farmers continued sowing into November and the area planted is reported to have increased by 8 percent to 350 000 hectares. It is reported that crops overwintered well despite cold conditions. FAO's early forecast for 2016 cereal production stands at 2.5 million tonnes, 14 percent up from the previous year, assuming that yields return to average after the drought-reduced levels in the previous year.

Latest estimates put the 2015 cereal production at 2.2 million tonnes, 24 percent below the previous year's level and below the average of the past five years due to a drought during the summer. Most of the decrease is on the account of reduced maize production, which fell by 31 percent to 1.1 million tonnes, while wheat production fell 16 percent to 920 000 tonnes.

Wheat imports in 2015/16 (July/June) anticipated to increase

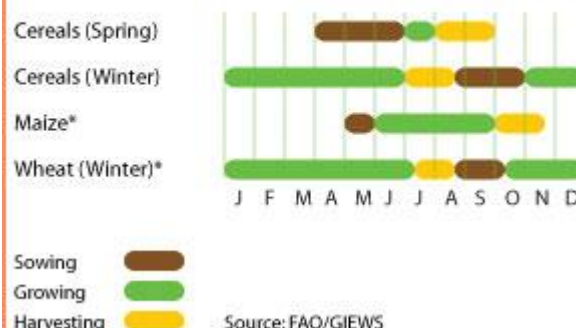
As a result of the smaller cereal output of 2015, in particular wheat, total cereal imports are expected to rise to 75 000 tonnes in 2015/16, an increase of 25 percent compared to the previous year's below-average level. In addition, following the decrease in cereal output, total exports are forecast to fall by almost 25 percent to 240 000 tonnes.

Prices of wheat flour and potatoes increased in early 2016

Due to a shortfall in wheat production last year, prices for wheat increased by more than 40 percent since the beginning of 2016 and were around 25 percent above their values in March 2015.

Prices of potatoes, production of which fell by 41 percent in 2015, decreased slightly from the previous month but remained 50 percent above their year-earlier levels.

Republic of Moldova Crop calendar (*major foodcrop)

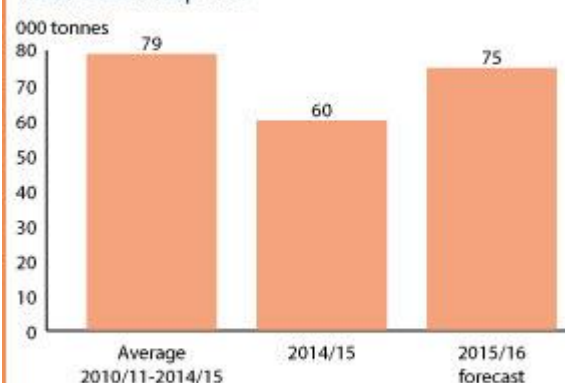


Republic of Moldova Cereal production

	2011-2015 average	2015	2016 forecast	change 2016/2015
	000 tonnes		percent	
Maize	1 269	1 070	1 279	20
Wheat	862	920	1 000	9
Barley	202	190	210	11
Others	26	26	26	0
Total	2 359	2 206	2 515	14

Note: percentage change calculated from unrounded data.
Source: FAO/GIEWS Country Cereal Balance Sheets

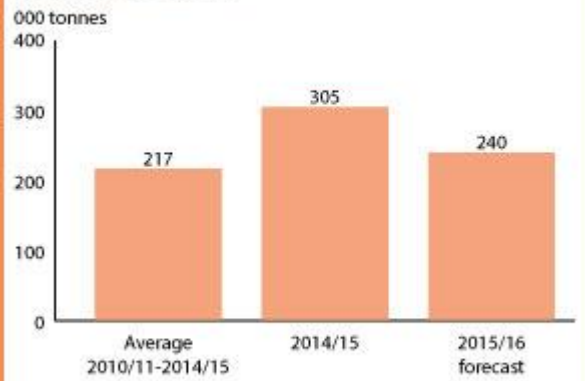
Republic of Moldova Total cereal imports



Notes: Total cereal includes rice in milled terms. Split year refers to individual crop marketing years.
Source: FAO/GIEWS Country Cereal Balance Sheets

Republic of Moldova

Total cereal exports



Notes: Total cereal includes rice in milled terms. Split year refers to individual crop marketing years.

Source: FAO/GIEWS Country Cereal Balance Sheets

Republic of Moldova

Selected retail food prices

Moldovan Leu per Kg



— Chisinau, Wheat
— Causeni, Wheat (flour)
— Chisinau, Potatoes

Source: ACSA

Reference Date: 15-May-2015

FOOD SECURITY SNAPSHOT

- Cereal production in 2015 is expected close to last year's bumper level
- Wheat imports in 2014/15 (July/June) anticipated to decline further
- Prices of wheat flour and potatoes increased in April

Cereal production in 2015 expected to be near last year's bumper output

The 2015 winter crops (mainly wheat and barley), which are expected to be harvested from July, are currently growing under favourable weather conditions. Planting of spring crops (mainly maize) is ongoing. On average, winter and spring crops account for about 40 and 50 percent, respectively, of the total cereal production. The total area planted to cereals this year is anticipated to increase from the high level of the previous year as a result of the Government's continuous support to agriculture production. FAO preliminarily forecasts the 2015 maize and wheat outputs at 1.4 and 1.15 million tonnes, respectively, above last year's bumper harvests and well above the previous five-year average.

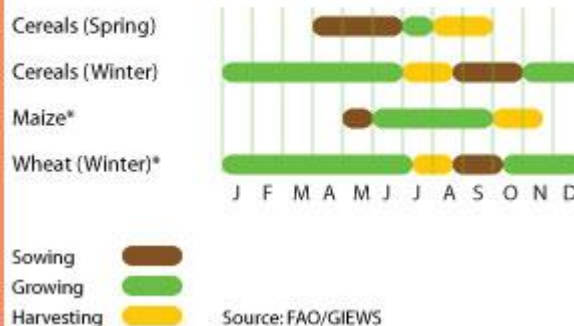
Wheat imports in 2014/15 (July/June) anticipated to decrease further

As a result of the good cereal output of last year, in particular wheat, total cereal imports are expected to decline to 60 000 tonnes in 2014/15, a decrease of 7 percent compared to last year's below-average level. Wheat imports are projected to fall by 10 percent, to 45 000 tonnes, compared to last year's low level.

Prices of wheat flour and potatoes increased in April

Prices of wheat increased by 7 percent from the previous month and were higher than a year earlier. Prices of potatoes, another key food staple in the country, increased markedly from the previous month but remained one-third below their year earlier levels.

Republic of Moldova Crop calendar (*major foodcrop)

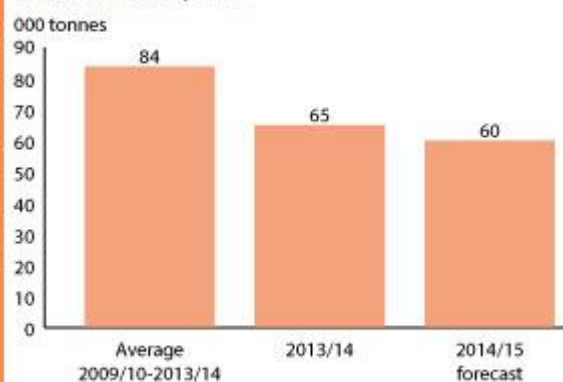


Republic of Moldova Cereal production

	2010-2014 average	2014	2015 forecast	change 2015/2014
	000 tonnes		percent	
Maize	1 294	1 350	1 400	4
Wheat	851	1 100	1 150	5
Barley	217	210	220	5
Others	26	29	26	-10
Total	2 388	2 689	2 796	4

Note: percentage change calculated from unrounded data.
Source: FAO/GIEWS Country Cereal Balance Sheets

Republic of Moldova Total cereal imports



Notes: Total cereal includes rice in milled terms. Split year refers to individual crop marketing years.
Source: FAO/GIEWS Country Cereal Balance Sheets

Reference Date: 07-August-2014

FOOD SECURITY SNAPSHOT

- Cereal production in 2014 is expected to be close to last year's bumper level
- Wheat imports in 2013/14 (July/June) decreased significantly
- Prices of cereal products remained generally stable in July, while those of potatoes declined but were still at high levels

The 2014 cereal production expected to be near last year's bumper output

Harvesting of winter crops (mainly wheat and barley) is currently underway, while that of spring crops (mainly maize) commenced in August and will continue until mid-November. On average, winter and spring crops account for about 40 and 50 percent, respectively, of the total cereal production. The total area planted to cereal this year is officially estimated to have decreased from the high level of the previous year. FAO preliminarily forecasts the 2014 maize and wheat outputs at 1.4 and 1.1 million tonnes, respectively, slightly below last year's bumper harvests but well above the previous five-year average.

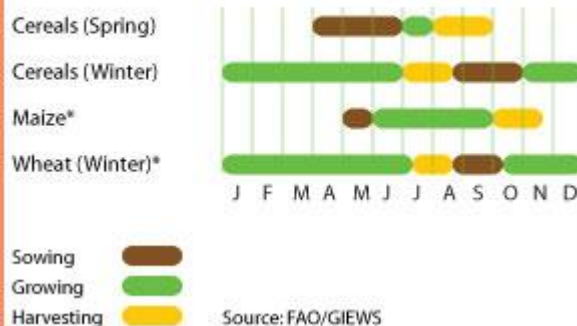
Wheat imports in 2013/14 (July/June) decreased significantly

As a result of the good cereal output last year, in particular wheat, total cereal imports declined to an estimated 72 000 tonnes in 2013/14, a decrease of 22 percent compared to last year's below-average level. Wheat imports are estimated to have decreased by almost 30 percent, to 52 000 tonnes, compared to last year's low level.

Prices of cereal products were stable in July, while those of potatoes decreased but still remained at high levels

Prices of wheat and wheat flour remained generally unchanged in the past months and close to their year-earlier levels, mainly reflecting adequate supplies from the 2014 winter harvest. Prices of potatoes, another key food staple in the country, continued the downward trend of the previous months in July, with new supplies from the ongoing harvest entering the markets. However, potato prices remained at considerably higher levels compared to the same period last year.

Republic of Moldova Crop calendar (*major foodcrop)

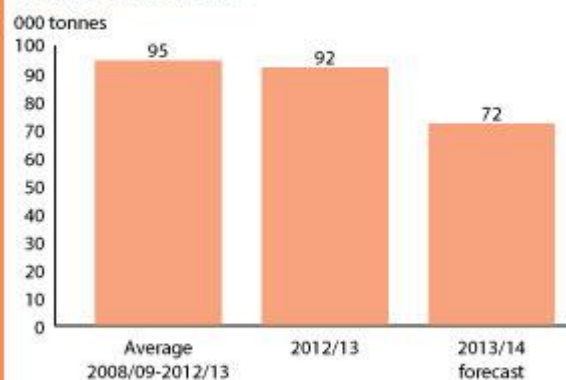


Republic of Moldova Cereal production

	2009-2013 average	2013	2014 forecast	change 2014/2013
	000 tonnes		percent	
Maize	1,252	1,400	1,350	-4
Wheat	778	1,100	1,050	-5
Barley	227	220	210	-5
Others	26	30	29	-3
Total	2,283	2,750	2,639	-4

Note: percentage change calculated from unrounded data.
Source: FAO/GIEWS Country Cereal Balance Sheets

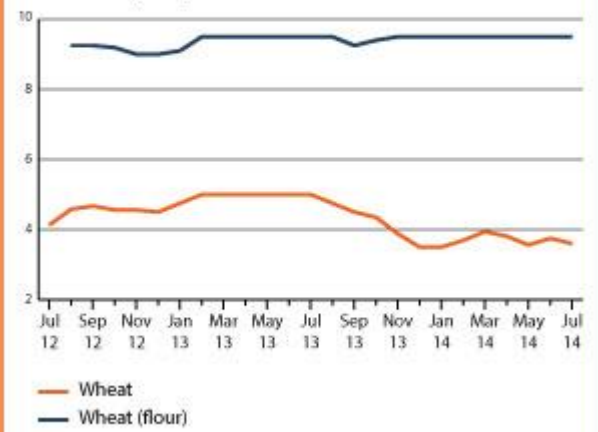
Republic of Moldova Total cereal imports



Notes: Total cereal includes rice in milled terms. Split year refers to individual crop marketing years.
Source: FAO/GIEWS Country Cereal Balance Sheets

Republic of Moldova Selected retail food prices in Chisinau

Moldovan Leu per Kg



Source: ACSA

Reference Date: 10-April-2014

FOOD SECURITY SNAPSHOT

- Early forecast of winter crops for cereal production in 2014 is largely favourable
- Cereal production in 2013 recovered after drought induced reduction in 2012
- Although wheat flour prices increased slightly, the worst impact of the drought is on rural farmers

Early forecast of winter crops for cereal production in 2014 is largely favourable

Planting of winter crops has been completed in November last year. Winter crops account on average for about 40 percent of the total cereal production. By official information the planting area under cereals is around 390 000 hectares, including 300 000 hectares of wheat (25 000 hectares less than last year), 58 000 hectares of barley (8 000 hectares more than in 2013 and 31 000 hectares rape (compared to 25 000 hectares last year). Reports indicate that about 90 percent of the crops are in good and fair condition. Wheat production is expected at 1 million tonnes, some 10 percent below last year.

Cereal production in 2013 recovered from drought stricken levels in 2012

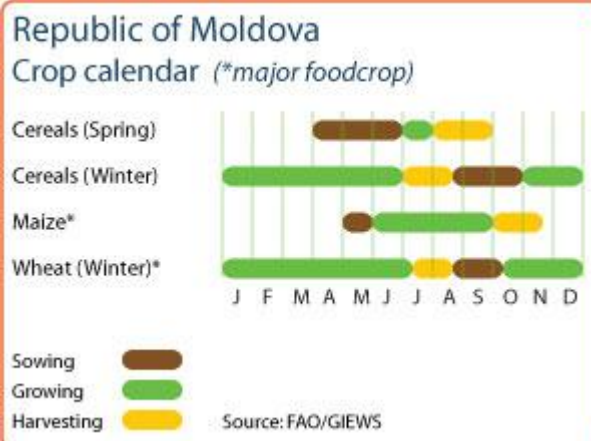
In 2013, the cereal harvest of the Republic of Moldova reached about 3 million tonnes, a recovery from the previous year's reduced output due to very poor weather conditions in particular hot temperature and drought in the summer when around 90 percent of the country's farmland had been declared affected by drought.

Wheat imports in 2013/14 (July/June) to remain stable

As a result of a recovery in cereal production, in particular wheat, last year, import requirements are expected to remain stable at 90 000 tonnes. Carryover stocks are recovering following their depletion in 2012 owing to a production deficit.

Although wheat flour prices increased slightly, the worst impact of the drought is on rural farmers

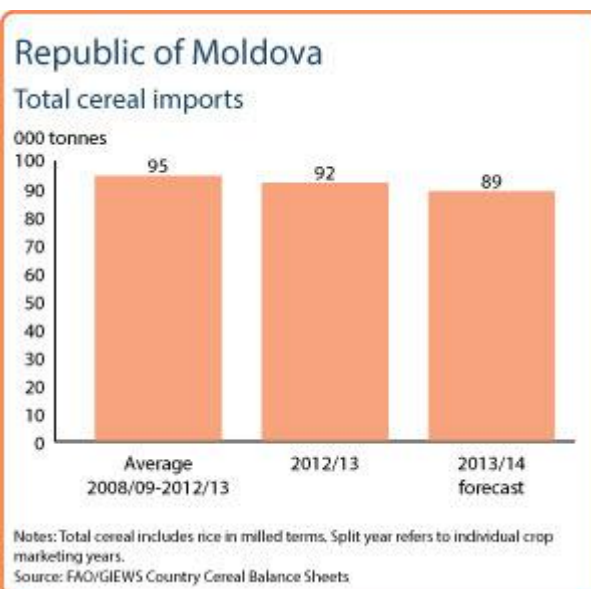
In spite of the sharply reduced 2012 cereal production, retail prices of wheat flour increased moderately on a yearly basis mainly due to state price regulation and interventions. The worst impact of the drought is on rural farmers, in particular fodder availability and animal conditions, mainly in central and southern areas. Since around 90 percent of the livestock is owned by small farmers, it is one of the key components of rural households' food security, providing nutrition and cash income. The negative impact of fodder shortages was somehow offset by Government measures to rural farmers including the provision of agricultural inputs - such as seeds and fertilizers - to the affected vulnerable population. The country has also received assistance from the international community to support its agricultural rehabilitation efforts.



Republic of Moldova
Cereal production

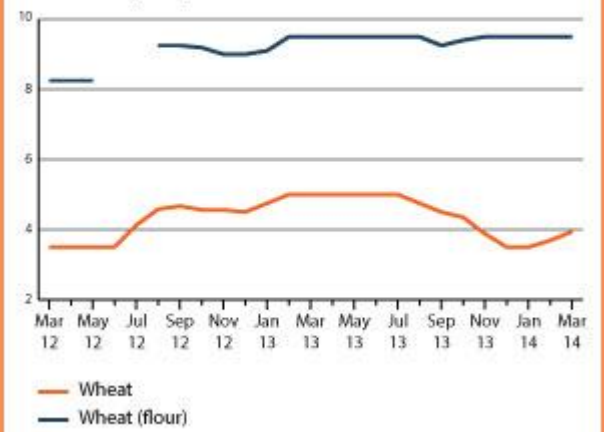
	2009-2013 average	2013	2014 forecast	change 2014/2013
	000 tonnes		percent	
Maize	1,292	1,600	1,200	-25
Wheat	778	1,100	1,000	-9
Barley	235	260	230	-12
Others	26	30	25	-17
Total	2,331	2,990	2,455	-18

Note: percentage change calculated from unrounded data.
Source: FAO/GIEWS Country Cereal Balance Sheets



Republic of Moldova Selected retail food prices in Chisinau

Moldovan Leu per Kg



Source: ACSA

Reference Date: 25-February-2013

FOOD SECURITY SNAPSHOT

- Early forecast of winter crops for cereal production in 2013 are largely favourable
- Cereal production in 2012 sharply reduced by drought
- Wheat imports in 2012/13 (July/June) to increase significantly
- Although wheat flour prices increased slightly, the worst impact of the drought is on rural farmers

Early forecast of winter crops for cereal production in 2013 are largely favourable

Planting of winter crops has been completed in November last year. Winter crops account on average for about 40 percent of the total cereal production. The planting area under cereals, mainly wheat, has increased by 10 percent compared to last year. By official information it is around 400 000 hectares, including 325 000 hectares of wheat, 50 000 hectares of barley and 25 000 hectares rape. The remote system shows that sufficient soil moisture and vegetation level are largely favourable for winter crops at this stage.

Cereal production in 2012 sharply reduced by drought

The total cereal production in 2012 has sharply decreased due to very poor weather conditions in particular hot temperature and drought in summer. By official information, around 90 percent of the country's farmland has been declared affected by drought. The drought has exacerbated problems associated with the deterioration of irrigation infrastructure. As a result, in 2012 average yields of main agricultural crops have been recorded significantly down their five-year average level. It is estimated that the wheat 2012 output is around 480 000 tonnes, a decline of 40 percent from the previous year's good level. The 2012 maize output is estimated down by around 30 percent from last year's level due to both low yields and significant crop losses. The aggregate cereal production is put at some 1.7 million tonnes or 31 percent down on the bumper harvest of 2011.

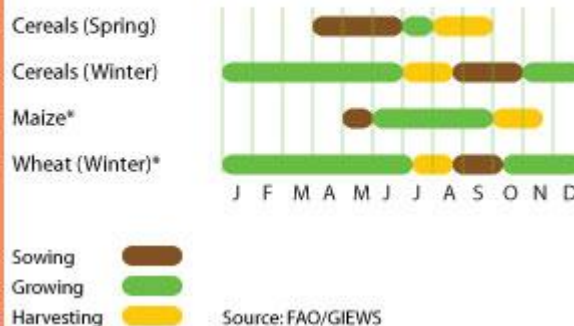
Wheat imports in 2012/13 (July/June) to increase significantly

As a result of significant declines in cereal production, in particular wheat last year, import requirements are expected to increase significantly or by almost six times. It is expected that imports of wheat will reach 55 000 tonnes or 84 percent of the total cereal imports. Adequate carryover wheat stocks from last year's good harvest and high level of imports are likely to make up for most of the production deficit. The country has been exporting maize in recent years but official statements indicate a suspension of exports in marketing year 2012/13 (July/June).

Although wheat flour prices increased slightly, the worst impact of the drought is on rural farmers

In spite of the sharply reduced 2012 cereal production, retail prices of wheat flour increased moderately on yearly basis mainly due to state price regulation and interventions. The worst impact of the drought is on

Republic of Moldova Crop calendar (*major foodcrop)

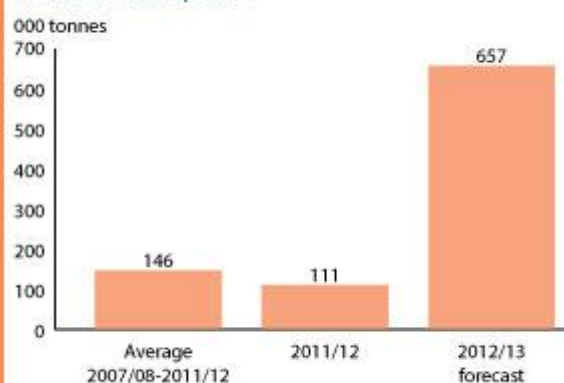


Republic of Moldova Cereal production

	2007-2011 average	2011	2012 estimate	change 2012/2011
	000 tonnes			percent
Maize	1,161	1,400	1,000	-29
Wheat	799	800	480	-40
Barley	202	230	200	-13
Others	20	25	19	-24
Total	2,183	2,455	1,699	-31

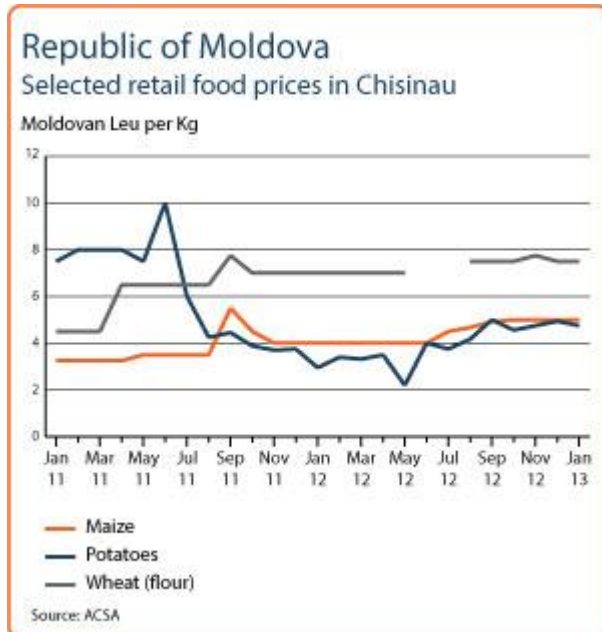
Note: percentage change calculated from unrounded data.
Source: FAO/GIEWS Country Cereal Balance Sheets

Republic of Moldova Total cereal imports



Notes: Total cereal includes rice in milled terms. Split year refers to individual crop marketing years.
Source: FAO/GIEWS Country Cereal Balance Sheets

rural farmers, in particular fodder availability and animal conditions, mainly in central and southern areas. Since around 90 percent of the livestock is owned by small farmers, it is one of the key components of rural households' food security, providing nutrition and cash income. The negative impact of fodder shortages was somehow offset by Government measures to rural farmers including the provision of agricultural inputs - such as seeds and fertilizers - to the affected vulnerable population. The country has also received assistance from the international community to support its agricultural rehabilitation efforts.



Reference Date: 20-August-2012

FOOD SECURITY SNAPSHOT

- The 2012 wheat and maize production sharply reduced by drought and above normal temperatures
- Shortage of fodder adversely affecting livestock and livelihoods of small farmers
- Government has requested international assistance to support its rehabilitation efforts

The 2012 wheat and maize production sharply reduced by drought and above normal temperatures

Harvesting of the 2012 winter cereal crops, mainly wheat but also barley and rye, is completed. Winter crops account on average for about 40 percent of the total cereal production. The cropping season was negatively affected by below average rains and abnormal high temperatures from June in most growing areas of the country. Preliminary estimates indicate a 2012 wheat output of some 530 000 tonnes, a decline of 36 percent from the previous year's good level.

Drought conditions and excessive heat during spring and summer also affected spring cereal crops, mainly maize at the critical pollination stage. Recent FAO's field assessments anticipate sharply reduced maize yields and significant crop losses, which may reach 80 to 95 percent in some parts. Good precipitation was received in the first decade of August, but it is likely to have arrived too late to improve the crop situation. Weather forecast point to overall dry and hot conditions in the remaining of the month. The 2012 maize crop, to be harvested from September, is tentatively forecast at 850 000 tonnes, some 42 percent down on the bumper harvest of 2011

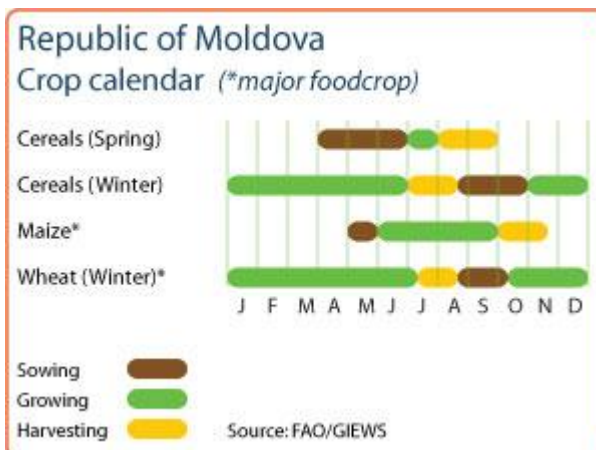
Other important spring crops, mainly sunflower and sugar beet, were also hit by the adverse weather and significant lower yields than last year's are forecast. Overall, 90 percent of the country's farmland has been declared affected by drought by the State Hydro meteorological Service. The drought has exacerbated problems associated with the deterioration of irrigation infrastructure.

Wheat imports in 2012/13 (July/June) to increase only moderately

In spite of the significant decline in cereal production expected this year, import requirements are not expected to increase significantly. Adequate carry-over wheat stocks from last year's good harvest and high level of imports are likely to make up for most of the production deficit. The country has been exporting maize in recent years but official statements indicate a suspension of exports in marketing year 2012/13 (July/June).

Shortage of fodder affecting livestock and livelihoods of small farmers

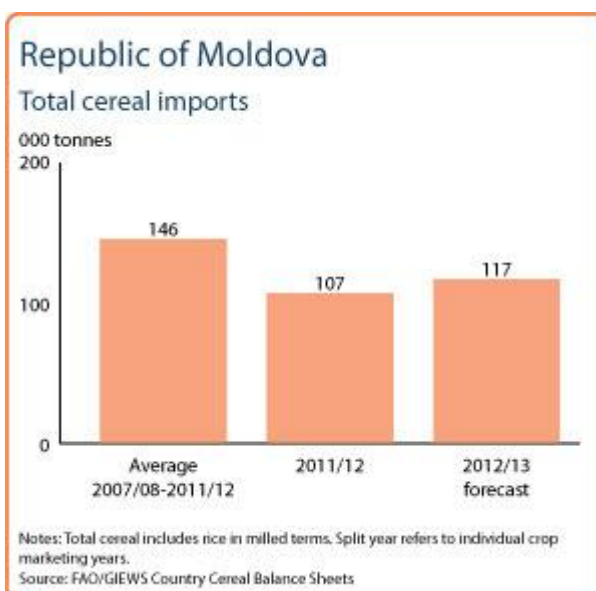
The worst impact of the drought is on fodder availability and animal conditions, in particular in central and southern areas. Maize is mainly used for animal feed by the industry and by small farmers. Livestock is a key component of rural households' food security, providing nutrition and cash income. It is estimated that more than 90 percent of the livestock is



Republic of Moldova Cereal production

	2007-2011 average	2011	2012 forecast	change 2012/2011
	000 tonnes		percent	
Maize	1 175	1 468	850	-42
Wheat	805	830	530	-36
Barley	202	230	150	-35
Others	20	25	19	-24
Total	2 202	2 553	1 549	-39

Note: percentage change calculated from unrounded data.
Source: FAO/GIEWS Country Cereal Balance Sheets



owned and managed in small numbers. Shortages of fodder will affect, therefore, the livelihoods of rural families with a potential reduction of up to 45 percent in the number of animals.

The decrease on production of sunflower and sugar beet, important cash crops, will also have a negative economic impact.

Government to provide agricultural inputs assistance

The Government is planning to assist the affected vulnerable population with agricultural inputs -such as seeds and fertilizers- for the forthcoming winter cropping season, as well as fodder to avoid distress animal sales. The Republic of Moldova is a low-income food deficit country and has requested assistance from the international community to support its agricultural rehabilitation efforts.

Reference Date: 28-May-2011

FOOD SECURITY SNAPSHOT

- Crop prospects for 2011 are favourable
- Imports of cereals decline to about 11 percent of food needs
- Food prices of staple products are increasing

Crop prospects for 2011 are favourable

Growing conditions for cereal crops are overall satisfactory so far following adequate precipitation since the beginning of the cropping season last autumn. The area planted to winter crops decreased by 6 percent compared with the same season of 2009. However, the bulk of the cereals are sown in the spring. The increases in spring plantings are estimated to have compensated the lower winter area planted. In particular, the area planted to the main maize crop is expected to have increased by 5-7 percent. As a result of good weather conditions and higher total plantings, the aggregate cereal production (winter and spring seasons) is forecast at some 2.5 million tonnes, slightly above last year's production and 15 percent higher than the five-year average.

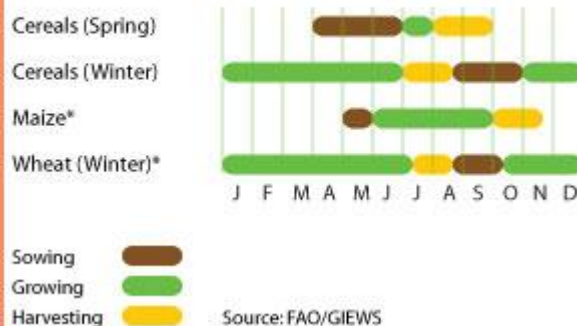
Imports of cereals continues to decline in marketing year 2010/11 (July/June)

The country needs to import cereals, mainly wheat due to the poor quality of local production. The share of wheat import has been declining during last three marketing years 2008/09-2010/11 (July/June) to about 3 percent of total domestic needs and 11 percent of food needs. In early 2011, the Government had concerns about the acceleration of wheat exports and introduced an export wheat ban to prevent increases in bread prices. This ban was lifted at the beginning of May 2011 on account of the good prospects for this year's cereal harvest.

Food prices of staple products are increasing

Inflation has accelerated since July 2010, reaching 6.5 percent for the period of April 2010-April 2011 due to increasing food prices, including oil (41.7 percent), dairy (27.9 percent), sugar (10 percent), vegetables (9 percent) and bread (11 percent). The acceleration of the food inflation mainly reflects higher international prices in the agricultural commodity markets as well as higher fuel prices. In January-March 2011 wholesale prices of crop products rose by an average of 31.3 percent compared with the same period last year, including considerable increases in grain prices: wheat price (excluding seed variety) - by almost 68 percent, maize (except seed variety) - by 43 percent. The increased wholesale prices of agricultural commodities in the country put a pressure on retail prices. The government is taking measures to stabilize wheat flour and bread prices by releasing strategic food reserves. It has also made amendments to the regulations of food wheat distribution from state reserves for re-allocation of grain among bread factories.

Republic of Moldova Crop calendar (*major foodcrop)

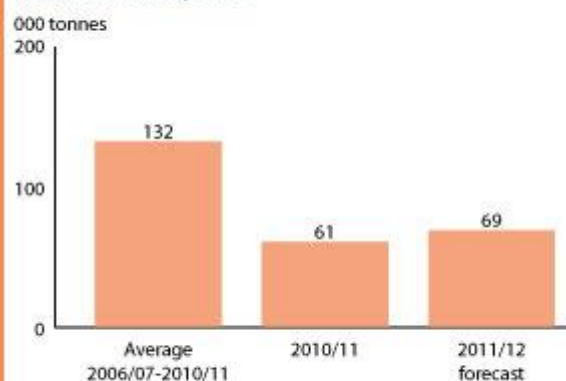


Republic of Moldova Cereal production

	2006-2010 average	2010	2011 forecast	change 2011/2010
	000 tonnes		percent	
Maize	1 145	1 422	1 480	4
Wheat	772	750	720	-4
Barley	196	225	240	7
Others	17	26	18	-31
Total	2 131	2 423	2 458	1

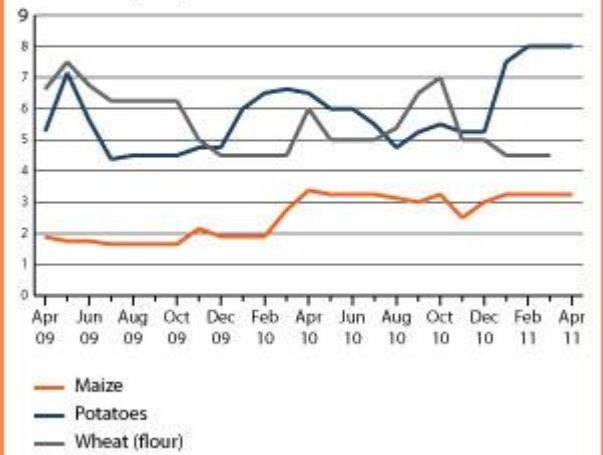
Note: percentage change calculated from unrounded data.
Source: FAO/GIEWS Country Cereal Balance Sheets

Republic of Moldova Total cereal imports



Republic of Moldova Selected retail food prices in Chisinau

Moldovan Leu per kg



Source: ACSA