



# GIEWS Country Brief Cabo Verde

Reference Date: 16-June-2022

### FOOD SECURITY SNAPSHOT

- Land preparation for 2022 crops ongoing, amid favourable seasonal weather outlook
- Import requirements in 2021/22 slightly above average
- Prices of local and imported cereals well above year-earlier levels
- Food insecurity at unprecedented levels in 2022, amid severe economic challenges

## Land preparation for 2022 crops ongoing, amid favourable seasonal weather outlook

Land preparation is ongoing and planting of the 2022 rainfed crops of maize and pulses is expected to start in July. Weather forecasts indicate a high likelihood of a timely start of the rains, average to above-average rainfall amounts through October and a late end of the season. The favourable seasonal weather outlook is expected to support planting operations and crop development, with a positive effect on yields likely breaking the dry weather conditions that prevailed between 2017 and 2021 which resulted in negligible production levels during that period.

Maize production is expected to rebound in 2022 from the very low level obtained in 2021. However, the production recovery is likely to be constrained by farmers' low financial resources, which may compromise their access to agricultural inputs and hired labour. In addition, the spike of global prices of fuel poses challenges to agricultural activities by increasing production costs.

The favourable seasonal weather outlook is expected to support pasture conditions and forage production in 2022 and to result in an improvement of livestock body conditions, which were adversely affected by drought in 2021, particularly in arid and semi-arid areas. However, livestock production is expected at reduced levels, as many farmers cut herd sizes in the previous drought-affected years in order to meet their food needs and avoid increased animal losses.

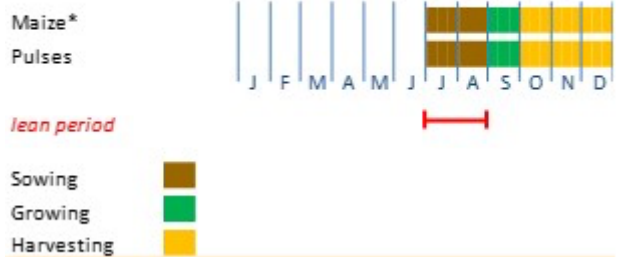
## Import requirements in 2021/22 slightly above average

The country relies heavily on food imports, which account for over 80 percent of its food consumption needs. The cereal import requirements in the 2021/22 marketing year (November/October)

### Cabo Verde

Crop Calendar

(\*major foodcrop)

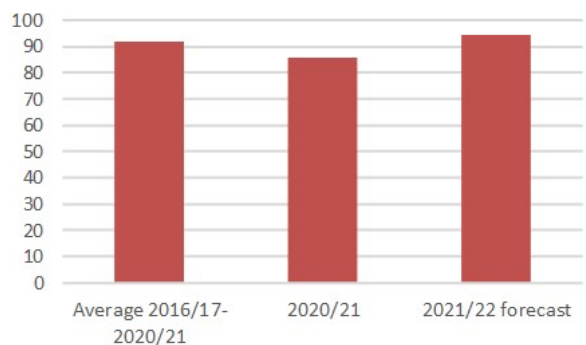


Source: FAO/GIEWS.

### Cabo Verde

#### Cereals Imports

000 tonnes



Notes: Includes rice in milled terms. Split year refers to individual crop marketing years (for rice, calendar year of second year shown).

Source: FAO/GIEWS Country Cereal Balance Sheets.

are estimated at 94 500 tonnes, slightly above the five-year average, including 30 000 tonnes of wheat and wheat flour and 30 000 tonnes of maize.

The country is likely to face challenges to cover the import requirements as its finance capacity has been negatively affected by the COVID-19 pandemic. Soaring international food prices, exacerbated by the war in Ukraine, are likely to compound this situation. In addition, global supply chain bottlenecks associated to the war may hinder import flows, particularly as 40 percent of the country's wheat imports originated from the Russian Federation and most of the 5 million litres of cooking oil imported yearly are sourced from Ukraine.

### Prices of local and imported cereals well above their year-earlier levels

Prices of local maize and imported rice increased since early 2021 and, as of April 2022, were up to 30 percent above their year-earlier levels. Prices of imported wheat flour started to spike in early 2022 following a period of general stability in 2021, and they were up to 40 percent higher on a yearly basis in April 2022. The high domestic prices mostly reflect trends on international food commodity markets and impose severe food access constraints to the most vulnerable households. The annual inflation rate reached 8.15 percent in April, the highest level since 2008.

### Food insecurity at unprecedented levels in 2022, amid severe economic challenges

The food security situation has significantly deteriorated during the last two years, reflecting the negative effects of the COVID-19 pandemic on the local economy, which is highly dependent on tourism and service sectors. According to the Economic Community of West African States (ECOWAS) and the World Food Programme, the Gross domestic product (GDP) declined by 15 percent in 2020, with consequent losses of income and purchasing power. In order to finance the COVID-19 pandemic response plan, the country's debt level increased and, in 2021, it was about 150 percent of the GDP, representing the highest debt ratio in the ECOWAS. Current food insecurity levels are compounded by prolonged drought conditions that led to poor agricultural production between 2017 and 2021, and pushed many households to engage in negative food and livelihood coping strategies.

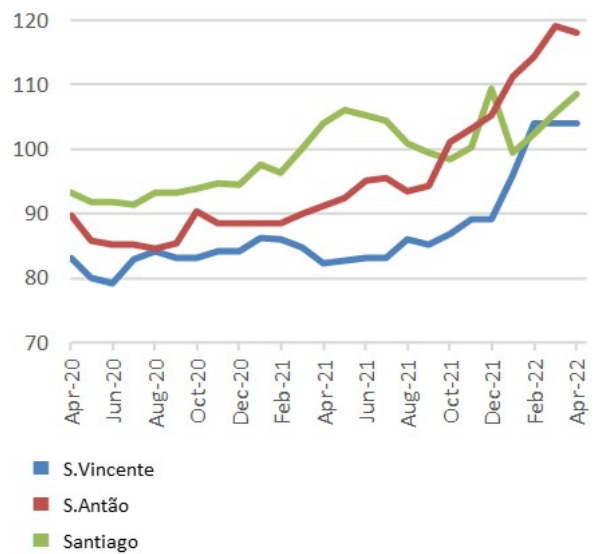
According to the latest March 2022 Cadre Harmonisé (CH) analysis, about 46 000 people or 10 percent of the population were projected to face acute food insecurity (CH Phase 3 [Crisis] and above) between June and August 2022, including about 3 100 people in CH Phase 4 (Emergency). This is the highest number since the first CH analysis was carried out in 2014 and it shows a four-fold increase compared to the same period in 2020. The number of food insecure people in 2022 could increase above the current projections as the high levels of international prices of energy, fuel and food, exacerbated by the war in Ukraine, may further constrain access to food. These factors are also likely to widen the fiscal deficits and raise concerns about the country's capacity to respond to additional shocks.

In order to increase the resilience of the agricultural sector and to improve food security conditions, the government is currently implementing a series of actions. These include the grant of

## Cabo Verde

### Retail prices of rice (long)

Cabo Verde escudo per kg

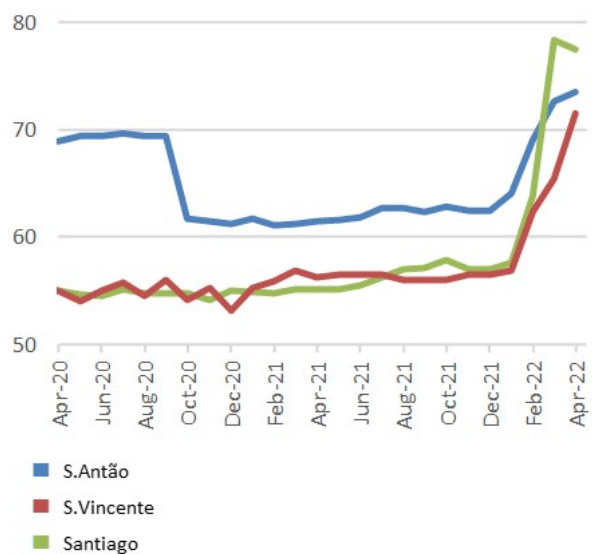


Source: FAO/GIEWS Food Price Monitoring and Analysis Tool.

## Cabo Verde

### Retail prices of wheat (flour)

Cabo Verde escudo per kg



Source: FAO/GIEWS Food Price Monitoring and Analysis Tool.

subsidies for fuel and livestock feed, the operation of a school feeding programme for about 90 000 children during the school holidays between mid-June to mid-September, to invest in irrigation infrastructure and to increase the national reserves of cereals from 14 000 tonnes to 32 000 tonnes.

*Disclaimer: The designations employed and the presentation of material in this information product do not imply the expression of any opinion whatsoever on the part of FAO concerning the legal status of any country, territory, city or area or of its authorities, or concerning the delimitation of its frontiers or boundaries.*



# GIEWS Country Brief Cabo Verde

Reference Date: 16-June-2021

### FOOD SECURITY SNAPSHOT

- Land preparation for 2021 cropping season underway
- Average maize production gathered in 2020

## Land preparation for 2021 cropping season underway

Seasonal dry weather conditions are prevailing in most areas of the country and land preparation is underway to plant the 2020 maize crops starting at the beginning of July with the normal onset of the rains.

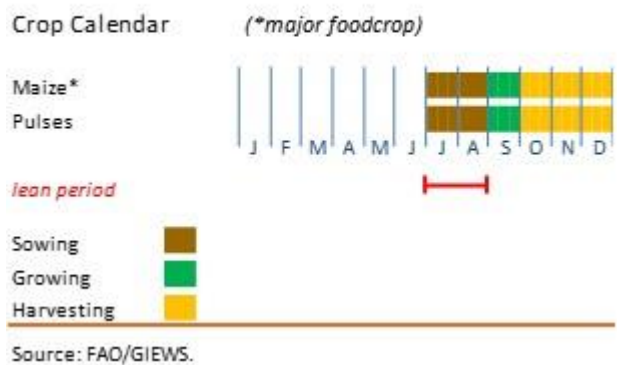
In most pastoral areas, seasonal rains are expected to start in July. Despite the ongoing pastoral lean season, forage availability is overall satisfactory in the main grazing areas of the country. The animal health situation remains overall good and stable, with just some localized outbreaks of seasonal diseases, including some endo and ecto-parasites.

## Average maize production recorded in 2020

Following the provision of inputs to farmers by the government and its partners, the 2020 national cereal production is estimated at an average level of 3 000 tonnes, with a considerable increase compared to the previous year when the season was characterized by a late onset of rains (by about seven weeks) and maize crops were affected by locusts and Fall armyworm (FAW).

The country's arable land represents only about 10 percent of the total area and about 85 percent of the domestic cereal demand (mostly rice and wheat for human consumption) is covered by imports. The cereal import requirements in the 2020/21 marketing year (November/October) are forecast at an above-average level of 87 000 tonnes as local traders are aiming to replenish their stocks.

## Cabo Verde



## Cabo Verde

### Cereal Production

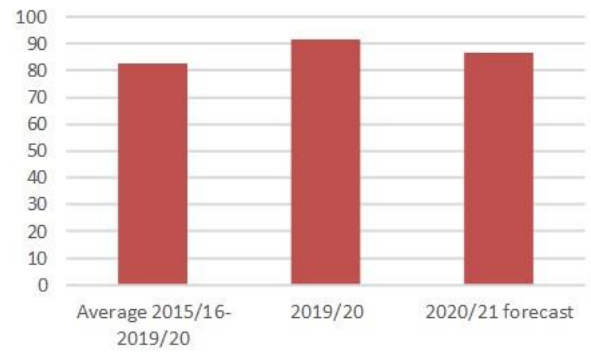
	2015-2019 average	2019	2020 estimate	change 2020/2019 percent
	000 tonnes			
Maize	3	1	3	400.0
Total	3	1	3	400.0

Note: percentage change calculated from unrounded data.  
Source: FAO/GIEWS Country Cereal Balance Sheet.

## Cabo Verde

### Cereals Imports

000 tonnes



*Disclaimer: The designations employed and the presentation of material in this information product do not imply the expression of any opinion whatsoever on the part of FAO concerning the legal status of any country, territory, city or area or of its authorities, or concerning the delimitation of its frontiers or boundaries.*

Note: Includes rice in milled terms. Split year refers to individual crop marketing years (for rice, calendar year of second year shown).

Source: FAO/GIEWS Country Cereal Balance Sheets.



# GIEWS Country Brief Cabo Verde

Reference Date: 06-May-2020

## FOOD SECURITY SNAPSHOT

- National weather forecast points to above-average cumulative rainfall in 2020
- Average maize production gathered in 2019
- Maize prices higher compared to post-harvest period
- Food assistance needed for vulnerable households

## National weather forecast points to above-average cumulative rainfall in 2020

Seasonal dry weather conditions are prevailing in most areas of the country and planting of the 2020 maize crops is expected to begin in July with the normal onset of the rains.

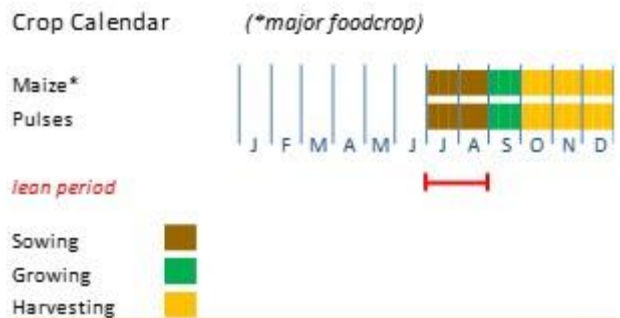
In late April 2020, the Forum of the Agro-Hydro-Climatic Seasonal Forecast in Sudano-Sahelian Africa (PRESASS) released its forecast for the whole rainy season (June/October). Rainfall amounts are expected to be above average and to continue until October. If this forecast materializes, it will contribute to favourable agricultural production and adequate availability of pasture and water for livestock.

In most pastoral areas, seasonal rains are expected to start in July. The pastoral lean season is progressing in harsh conditions due to severe pasture deficits across the country, following erratic rainfall and a strong attack of locusts. The most affected areas include Maio, Boa Vista, Sao Vicente, Santiago Island and municipalities of Porto Novo, Ribeira Grande and Praia. The animal health situation is generally good and stable, with just some localized outbreaks of seasonal diseases, including endo and ectoparasites.

## Significant decline in maize production recorded in 2019

Harvesting of the 2019 major crops, including maize and cowpeas, was completed last December. The 2019 agricultural season was characterized by a late onset of the rains (by about seven weeks) across the country and attacks by locusts and Fall Armyworm on the maize crop, the only economically significant cereal grown in the country. Maize plants were often attacked just after germination, resulting in significant losses of seedlings, leading to additional costs for farmers to purchase extra seeds. The 2019 national cereal production was estimated at about 1 000 tonnes, almost 70 percent below the average of the previous five years.

## Cabo Verde



Source: FAO/GIEWS.

## Cabo Verde

### Cereal Production

	2014-2018 average	2018	2019 estimate	change 2019/2018
	000 tonnes			percent
Maize	3	1	1	-14.3
Total	3	1	1	-14.3

Note: percentage change calculated from unrounded data.

Source: FAO/GIEWS Country Cereal Balance Sheet.



Arable land covers only about 10 percent of the total area and about 85 percent of the domestic cereal demand (mostly rice and wheat for human consumption) is covered by imports. The cereal import requirements in the 2019/20 marketing year (November/October) are forecast at an above-average level of 87 000 tonnes as local traders are aiming to replenish their stocks.

### Maize prices higher compared to post-harvest period

Despite the significant decline in local production, markets are well stocked as a result of regular imports. Prices of maize grains in March 2020 were significantly high if compared to the post-harvest period (October-February), on account of the households' strong demand.

### Continued assistance needed for vulnerable people

The overall food security situation remains stable and favourable across the country. However, continued assistance is needed for the most vulnerable population. According to the March 2020 "Cadre Harmonisé" analysis, about 10 000 people were estimated to be in need of food assistance up to August 2020, with a slight decrease from the 11 000, food insecure in June-August 2019. The main drivers of the food insecurity are the effects of dry weather events (drought) and pest attacks on cereal and fodder production. The most affected areas include Maio, Boa Vista, Sao Vicente, Santiago Island and municipalities of Porto Novo, Ribeira Grande and Praia.

### COVID-19 and measures adopted by the Government

In view of the evolving COVID-19 situation, the Government has decreed a state of emergency extended until 14 May 2020 for Santiago and Boa Vista islands. The Government has taken some sanitary, social and economic measures.

In early April, the World Bank through the International Development Association (IDA) approved a USD 5 million grant to strengthen the preparedness of the national health system in terms of prevention, detection and response to the threat posed by the virus.

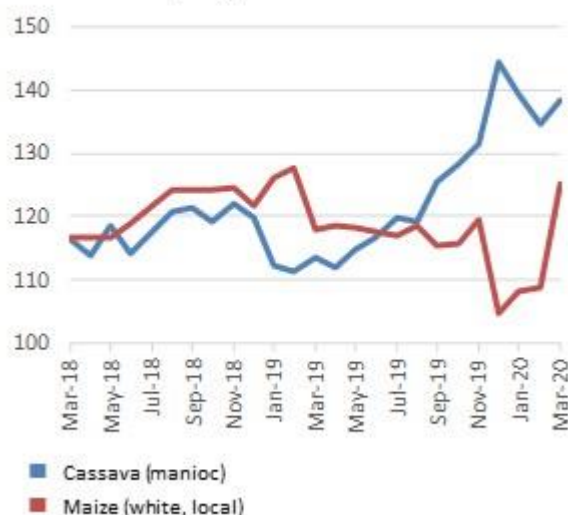
The mandatory restrictions on population movements, combined with heightened levels of fear, have led many people to remain at home. Although these measures have not affected access to food, further restrictions on population movements could hamper the access to land and have a negative impact on the 2020 agricultural production.

*Disclaimer: The designations employed and the presentation of material in this information product do not imply the expression of any opinion whatsoever on the part of FAO concerning the legal status of any country, territory, city or area or of its authorities, or concerning the delimitation of its frontiers or boundaries.*

## Cabo Verde

### Retail prices of cereals in Santiago

Cabo Verde Escudo per kg



Source: FAO/GIEWS Food Price Monitoring and Analysis Tool.

## Cabo Verde

### Cereals Imports

000 tonnes



Note: Includes rice in milled terms. Split year refers to individual crop marketing years (for rice, calendar year of second year shown).

Source: FAO/GIEWS Country Cereal Balance Sheets.



# GIEWS Country Brief Cabo Verde

Reference Date: 5-August-2019

## FOOD SECURITY SNAPSHOT

- Favourable moisture conditions allow timely planting of 2019 crops
- Average maize production gathered in 2018
- Maize prices stable compare to previous months and down from post-harvest period
- Food assistance to be maintained for vulnerable households

## Favourable moisture conditions allow timely planting of 2019 crops

Seasonal rains started in early July and allowed timely planting of the 2019 crops. Adequate rainfall amounts benefited planting operations for maize, to be harvested from October. Planting activities are expected to be completed by the end of August.

The availability of forage resources, consisting partly of natural pastures is adequate, following the seasonal patterns. The general animal health situation is stable, with no major seasonal disease outbreaks.

## Average maize production gathered in 2018

The 2018 agricultural season was characterized by a late onset of rains in most parts of the country. Attacks by Fall Armyworm on germinating maize crops resulted in significant losses of seedlings and some replanting was required. This increased costs for farmers to purchase extra seeds. The 2018 national cereal production was estimated at average 4 000 tonnes. In 2017, maize output was negligible due to drought.

## Maize prices stable compared to previous months and down from the post-harvest period

Despite the average production, maize prices were high just after harvests from October through February, because of the strong demand from traders to replenish their stocks following the harvest failure in 2018. The Government support through subsidized sales from March and regular internal and cross border trade flows, improved market availabilities and reduced the pressure on the demand. As a result, maize prices between March and May 2019 (last information available) remained generally stable and down compared to the post-harvest period (October-February).

## Cabo Verde

Crop Calendar

(\*major foodcrop)

Maize\*

Pulses



lean period

Sowing

Growing

Harvesting

Source: FAO/GIEWS.

## Cabo Verde

### Cereal Production

	2013-2017 average	2017	2018 estimate	change 2018/2017
	000 tonnes			percent
Maize	4	0	4	38900.0
Total	4	0	4	38900.0

Note: percentage change calculated from unrounded data.

Source: FAO/GIEWS Country Cereal Balance Sheet.



## Continued assistance needed for vulnerable people

The food security situation remains stable and favourable across the country. According to the March 2019 “Cadre Harmonisé” analysis, about 11 000 people (out of 0.5 million) are estimated to be in need of food assistance up to August 2019, with a substantial decrease from the 21 000 food insecure in June-August 2018.

*Disclaimer: The designations employed and the presentation of material in this information product do not imply the expression of any opinion whatsoever on the part of FAO concerning the legal status of any country, territory, city or area or of its authorities, or concerning the delimitation of its frontiers or boundaries.*

## Cabo Verde

### Retail prices of cereals in Santiago

Cabo Verde Escudo per kg



Source: FAO/GIEWS Food Price Monitoring and Analysis Tool.



## GIEWS Country Brief Cabo Verde

Reference Date: 19-March-2019

### FOOD SECURITY SNAPSHOT

- Average production gathered in 2018
- Average cereal import requirement forecast in 2019
- Prices of coarse grains stable, but higher than previous year
- Food assistance to be maintained for vulnerable households

### Recovery of maize production following failed 2017 harvest

The planting of the 2019 cereal crops will start in July with the arrival of the seasonal rains, for harvesting from October.

The 2018 agricultural season was characterized by a late onset of rains in most parts of the country and attacks by Fall Armyworm on maize crops, the only economically significant cereal grown in the country. Maize plants were often attacked just after germination, resulting in significant losses of seedlings.

The 2018 national cereal production was estimated at about 4 000 tonnes, similar to the average of the previous five years. In 2017, maize output was negligible due to drought.

The current pastoral situation reflects the seasonal availability of forage resources, consisting partly of natural pastures. The animal health situation is generally stable, with no major seasonal disease outbreaks.

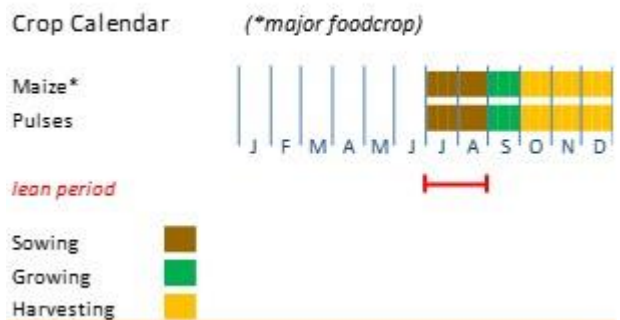
### Average cereal import requirements

Arable land covers only about 10 percent of the total area and the country is highly dependent on cereal imports. Around 85 percent of the domestic cereal demand (mostly rice and wheat for human consumption) is covered by imports. The cereal import requirements for 2019 are forecast at 81 600 tonnes, similar to the average of the previous five years.

### Prices of coarse grains stable, but higher than previous year

The food supply, supported by commercial imports, is steady and stable at the national level. Cereal prices in January 2019 (last information available) remained generally stable compared to the previous month. However, prices were generally below their year-earlier levels because of the improvement in the supply.

### Cabo Verde



Source: FAO/GIEWS.

### Cabo Verde

#### Retail prices of cereals in Santiago



Source: FAO/GIEWS Food Price Monitoring and Analysis Tool.

## Continued assistance needed for vulnerable people

According to the Economist Intelligence Unit (EIU), the country's real GDP is expected to grow in 2019 by about 4 percent, similar to the previous year, supported by relatively solid tourism, strong foreign direct investment from Europe and growing domestic demand. The food inflation is expected to remain low and stable, averaging 1.2 percent in 2019, driven by steady international commodity prices.

The food situation remains stable and favourable across the country. According to the November 2018 "Cadre Harmonisé" analysis, about 11 000 people (out of 0.5 million) are estimated to be in need of food assistance up to August 2019, with a substantial decrease from the 21 000 food insecure in March-May 2018.

Moreover, according to the latest analysis of the 2018 National Food Vulnerability Survey (interim data), chronic malnutrition was estimated at approximately 11 percent, while acute malnutrition was 5 percent and the risk of obesity 12 percent.

*Disclaimer: The designations employed and the presentation of material in this information product do not imply the expression of any opinion whatsoever on the part of FAO concerning the legal status of any country, territory, city or area or of its authorities, or concerning the delimitation of its frontiers or boundaries.*



# GIEWS Country Brief Cabo Verde

Reference Date: 27-June-2018

### FOOD SECURITY SNAPSHOT

- Drought conditions and pest outbreaks resulted in failure of 2017 harvest
- Increased cereal import requirement forecast in 2018 to offset decline in domestic production
- Food assistance needs to be maintained for vulnerable households

### Drought conditions and pest outbreaks resulted in failure of 2017 harvest

Harvesting of 2017 crops was completed in December 2017. The July-October 2017 rainy season was characterized by poor precipitation amounts, which resulted in prolonged drought conditions. In addition, yields were affected by pest outbreaks, including Fall Armyworm, which severely damaged the maize crops in key-producing areas of Santiago and Fogo, as well as Senegalese grasshoppers and southern green stinkbugs. As a result, the output of the main rainfed crops, including maize, groundnuts and beans, was recorded at well below-average levels, with several areas registering total crop failures.

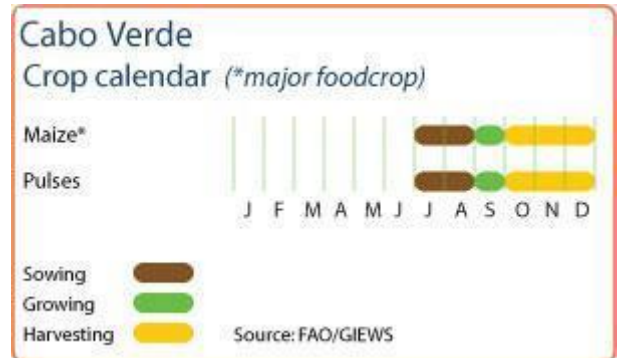
Poor seasonal rains also prevented a full regeneration of pasture and the replenishment of ground water reserves, especially in the sub-humid, semi-arid and arid strata of the archipelago. The widespread shortage of grazing resources resulted in a deterioration of livestock body conditions, with an ensuing downward pressure on the commercial value of the animals.

### Cereal import requirements increased to offset decrease in production

Arable land covers only about 10 percent of the total area and the country is highly dependent on cereal imports. Around 85 percent of the domestic cereal demand (mostly rice and wheat for human consumption) is covered by imports, averaging 80 000 tonnes per year. However, the cereal import requirements for 2018 are forecast at 92 600 tonnes, 24 percent higher than 2017 and about 15 percent above the average of the previous five years, to offset the decline in domestic maize production.

### Prices of coarse grains are stable, but higher than previous year

Cereal prices in May 2018 remain generally stable compared to the previous month. However, some increases were recorded for



**Cabo Verde Cereal production**

	2013-2017 average	2017	2018 forecast	change 2018/2017
	000 tonnes			percent
Maize	4	0	4	0
Others	0	0	0	0
Total	4	0	4	0

Note: percentage change calculated from unrounded data.  
Source: FAO/GIEWS Country Cereal Balance Sheets



maize of about 20 percent in Vicente and 6 percent in Santiago due to the decline in the supply on those markets. Compared to the previous year, prices are higher and reached 23 percent for maize in Vicente, 13 percent for maize and 66 percent for cassava in Santiago.

## Continued assistance needed for vulnerable people

According to the Economist Intelligence Unit, the country's real GDP is expected to grow in 2018 by about 4 percent, similar to the previous year and the average, supported by relatively solid tourism, strong foreign direct investment from Europe and growing domestic demand. Although the food inflation remains low, it is expected to increase to an average of 1.8 percent in 2018 from 0.7 percent in 2017, driven by higher commodity prices and an appreciation of the local currency.

Despite the sharp decline in rainfed production, the food situation remains stable and favourable compared to last year. According to the Agency for the Regulation of Pharmaceuticals and Food Products (ARFA) no shortages of basic foodstuffs are expected. According to the March 2018 "Cadre Harmonisé" analysis, about 21 000 people (approximately 4 percent of the total population) were estimated to be in Phase 3: "Crisis" and above between March and May 2018, compared to around 28 500 people between October and December 2017.

*Disclaimer: The designations employed and the presentation of material in this information product do not imply the expression of any opinion whatsoever on the part of FAO concerning the legal status of any country, territory, city or area or of its authorities, or concerning the delimitation of its frontiers or boundaries.*





## GIEWS Country Brief Cabo Verde

Reference Date: 18-January-2018

### FOOD SECURITY SNAPSHOT

- Late and poorly-distributed rain lead to reduced harvest
- Restricted production outlook to result in worsening food security situation

### Late and poorly-distributed rain to lead to reduced harvest

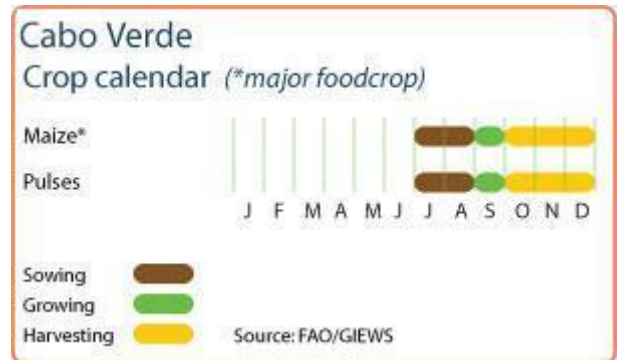
Harvesting of the 2017 cereal and pulses crops was completed in December. The late onset of the rains delayed the start of the cropping season and irregular precipitation throughout the agricultural season was insufficient to replenish the deficit. In September 2017, typically the wettest month on the archipelago, very little rain was recorded aside from a number of areas in Santo Antão and Fogo. Virtually no rain was observed in October 2017, creating pockets of dryness across the country, which severely impeded crop development.

Pests, including Senegalese grasshoppers and southern green stinkbugs, aggravated unfavourable weather conditions. A major and widespread attack of Fall Armyworms was reported at the national level, but had a particularly severe impact in on Santiago, Fogo and Santo Antão regions. The Fall Armyworm attacks have affected maize crops in Santiago and Fogo, the two islands that together account for about 85 percent of the maize production.

Poor rainfall also impeded the production of pastures and the replenishment of groundwater reserves, especially in the sub-humid, semi-arid and arid strata of the archipelago. The widespread shortage of grazing and the poor condition of the animals have put an additional downward pressure on the sale price of animals that were already 50 percent below their average price.

The combined impact of poor weather conditions and phytosanitary situation had a catastrophic impact on the production of beans, which is forecasted at 6.5 tonnes in 2017, a considerable reduction compared to around 4 000 tonnes in the previous year. Aggregate cereal production in 2017, consisting largely of maize, is estimated at about 4 000 tonnes, 30 percent below the previous year's level and 20 percent below the five-year average.

With a little over 10 percent of the land arable, Cabo Verde is



**Cabo Verde**  
Cereal production

	2012-2016 average	2016	2017 estimate	change 2017/2016
	000 tonnes			percent
Maize	5	6	4	-33
Others	0	0	0	0
<b>Total</b>	<b>5</b>	<b>6</b>	<b>4</b>	<b>-33</b>

Note: percentage change calculated from unrounded data.  
Source: FAO/GIEWS Country Cereal Balance Sheets

highly dependent on cereal imports, especially of rice and wheat for human consumption, which are not grown in the country. With the limited harvest outlook, well over 80 percent of the domestic cereal demand is expected to be met through imports in the 2017/18 marketing year (November/October).

### **Poor production outlook to result in deteriorating food security situation**

According to the Economist Intelligence Unit, the country's real GDP growth in 2017 is expected to reach around 4.6 percent, more than twice the previous five-year average, supported by relatively robust tourism, investment and remittance inflows from Europe. Food inflation remains very low, and decreased to 0.80 percent in October 2017, over the same month in the previous year. Despite a broad macro-economic stability, overall food availability is expected to deteriorate reflecting the poor harvest prospects. The rural families, dependent on rainfed agriculture or ruminant livestock, will be most adversely impacted. The results of the last "Cadre Harmonisé" analysis conducted in November 2017 indicate that about 28 500 people are estimated to be in Phase 3: "Crisis" and above between October and December 2017, an increase compared to around 8 000 during the same period in the previous year.

*Disclaimer: The designations employed and the presentation of material in this information product do not imply the expression of any opinion whatsoever on the part of FAO concerning the legal status of any country, territory, city or area or of its authorities, or concerning the delimitation of its frontiers or boundaries.*



## GIEWS Country Brief Cabo Verde

Reference Date: 04-April-2017

### FOOD SECURITY SNAPSHOT

- Cereal production in 2016 estimated at near-average levels
- Food security conditions expected to remain stable in 2016/17 marketing year (November/October) reflecting good supplies from two consecutive good harvests

### An average cereal harvest gathered in 2016

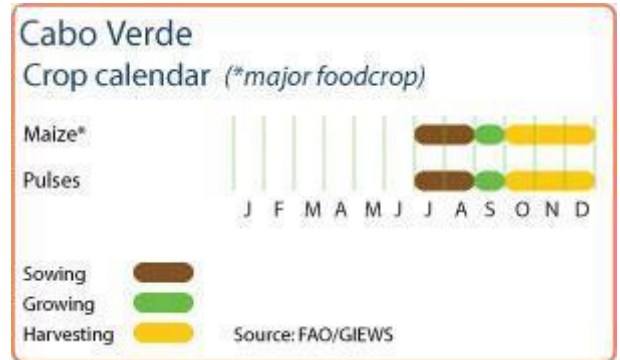
Harvesting of the 2016/17 cereal and pulses crops was completed in January 2017. Maize production is concentrated in the two islands of Santiago (about 60 percent) and Fogo (25 percent). Despite irregular precipitation during the cropping season, preliminary estimates put the 2016 maize crop harvest at about 5.6 million tonnes, 33 percent below the previous year's record level and similar to the five-year average.

In 2015, favourable weather conditions contributed to a significant increase in cereal production. Official estimates put the 2015 maize crop at some 9 000 tonnes, mostly produced in Santiago and Fogo islands. This level of production was nine times higher than the previous year's drought-reduced output and significantly above average.

### Food security situation expected to remain stable in 2016/17 marketing year

Overall food availability is expected to remain adequate during the 2016/17 marketing year (November/October) reflecting relatively low cereal prices on the international market and good supplies from two consecutive years of good crops. The country is highly dependent on cereal imports, especially for rice and wheat, which are not locally grown. Approximately 80 percent of national cereal requirements are imported.

Despite the good domestic production, which had a positive impact on farmers' income and access to food, the results of the last "Cadre Harmonisé" analysis indicated that about 3 600 people are estimated to be in Phase 3: "Crisis" and need urgent assistance between March and May 2017.



Cabo Verde  
Cereal production

	2011-2015 average	2015	2016 estimate	change 2016/2015
	000 tonnes			percent
Maize	6	9	6	-33
Others	0	0	0	0
Total	6	9	6	-33

Note: percentage change calculated from unrounded data.  
Source: FAO/GIEWS Country Cereal Balance Sheets



## GIEWS Country Brief Cabo Verde

Reference Date: 24-November-2016

### FOOD SECURITY SNAPSHOT

- Harvesting of 2016 cereal and pulses crops underway; harvest prospects generally favourable
- Food security conditions expected to remain stable in 2015/16 marketing year (November/October) reflecting good supplies from two consecutive above-average harvests and favourable trends in international food export markets

### Overall prospects favourable for 2016 cereal production

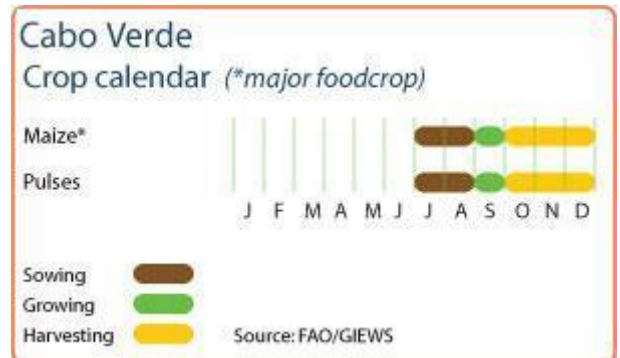
Harvesting of the 2016 cereal and pulses crops has started in October and will last until December. Maize production is concentrated in the two islands of Santiago (about 55 percent) and Fogo (30 percent). Despite irregular precipitation during the cropping season, the 2016 maize crop harvest is estimated at about 5.6 million tonnes, 33 percent below the previous year's record level and similar to the five-year average.

Last year, favourable weather conditions contributed to a significant increase in cereal production. Official estimates put the 2015 maize crop at some 9 000 tonnes, mostly produced in Santiago and Fogo islands. This level of production is nine times higher than the previous year's drought-reduced output and significantly above average.

### Food security situation expected to remain stable in 2016/17 marketing year

Overall food availability is expected to remain adequate during the 2016/17 marketing year (November/October) reflecting declining cereal prices on the international market and good supplies from two consecutive years of good crops. Cabo Verde is highly dependent on cereal imports, especially for rice and wheat, which are not grown in the country. Approximately 80 percent of the national cereal requirements are imported. International cereal prices have been following a downward trend over the last few months.

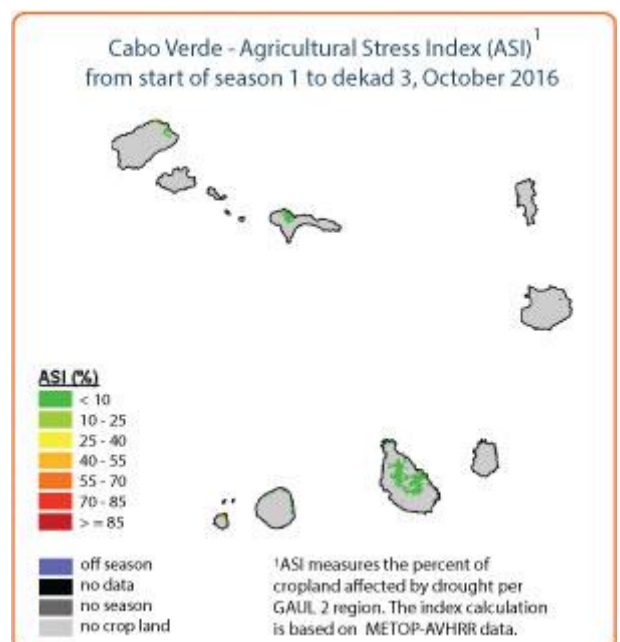
Despite, the increase in domestic production which had a positive impact on farmers' income and access to food, the results of the last "Cadre Harmonisé" analysis in the country indicated that about 8 061 people are estimated to be in Phase 3: "Crisis" and needed urgent assistance between October and December.



**Cabo Verde**  
Cereal production

	2011-2015 average	2015	2016 forecast	change 2016/2015
	000 tonnes		percent	
Maize	6	9	6	-33
Others	0	0	0	0
Total	6	9	6	-33

Note: percentage change calculated from unrounded data.  
Source: FAO/GIEWS Country Cereal Balance Sheets









# GIEWS Country Brief Cabo Verde

Reference Date: 22-September-2016

### FOOD SECURITY SNAPSHOT

- Planting of 2016 maize crop was completed recently; harvest prospects are generally favourable
- Food security conditions expected to remain stable for rest of 2015/16 marketing year (November/October), reflecting good supplies from last year's bumper crop and favourable trends in international food export markets

### Overall prospects favourable for 2016 cereal production

Planting of the 2016 maize, the only cereal grown in the country, and pulses crops was completed in August. Maize production is concentrated in the two islands of Santiago Island (about 55 percent) and Fogo Island (30 percent). Due to adequate precipitation during the cropping season, an above-average harvest is expected for the second consecutive year.

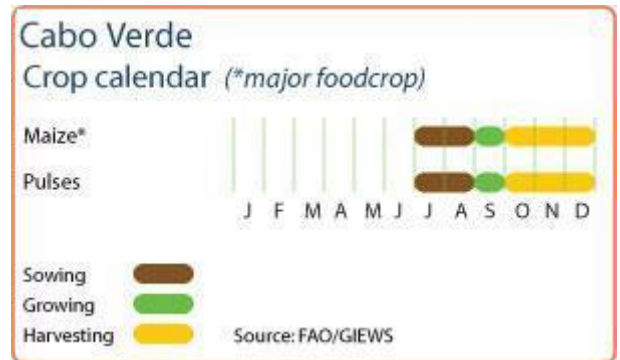
Last year, favourable weather conditions contributed to a significant increase in cereal production. Official estimates put the 2015 maize crop at some 9 000 tonnes, mostly produced in Santiago and Fogo Islands. This level of production is nine times higher than the previous year's drought-reduced output and 80 percent above average.

In 2014, cereal production sharply declined due to irregular rains. Maize production was estimated at about 1 000 tonnes, 82 percent below the previous year's poor harvest. Agricultural production has followed a steep downward trend over the last few years.

### Food security situation expected to remain stable for rest of marketing year

Overall food availability has been adequate, reflecting relatively low cereal prices on the international market and good supplies from the exceptionally good crop. Cabo Verde is highly dependent on cereal imports, especially for rice and wheat, which are not grown in the country. Approximately 80 percent of the national cereal requirements are imported. International cereal prices have been following a downward trend over the last few years.

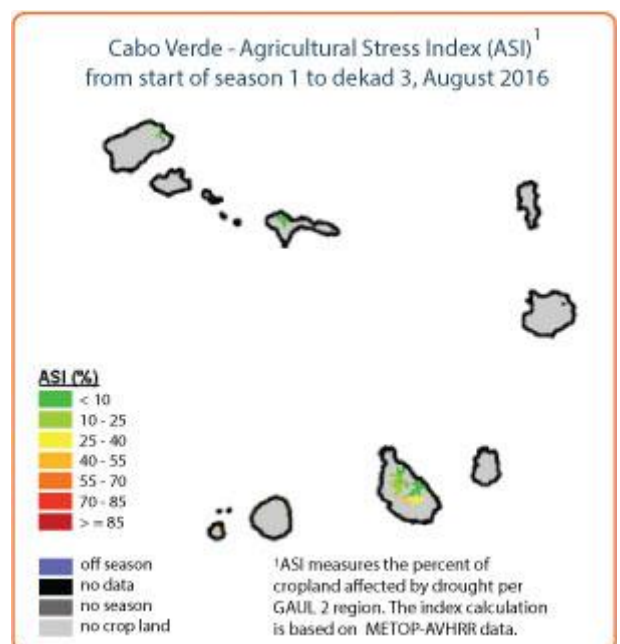
Despite, the sharp increase in domestic production which had a positive impact on farmers' income and access to food, results of the last "Cadre Harmonisé" analysis in the country indicate that about 10 800 people are estimated to be in Phase 3: "Crisis" and



**Cabo Verde Cereal production**

	2010-2014 average	2014	2015 estimate	change 2015/2014
	000 tonnes			percent
Maize	5	1	9	800
Others	0	0	0	0
Total	5	1	9	800

Note: percentage change calculated from unrounded data.  
Source: FAO/GIEWS Country Cereal Balance Sheets



need urgent assistance, about 30 000 people compared to the previous year.



# GIEWS Country Brief Cabo Verde

Reference Date: 16-August-2016

### FOOD SECURITY SNAPSHOT

- Planting of 2016 maize crop is underway
- Food security conditions expected to remain stable for rest of 2015/16 marketing year (November/October), reflecting good supplies from exceptionally good crop and favourable trends in international food export markets

## Cropping season in 2016 started on main agricultural islands

Planting of the 2016 maize crop – the only cereal grown in the country – and pulses, is underway. Maize production is concentrated in the two islands of Santiago Island (about 55 percent) and Fogo Island (30 percent).

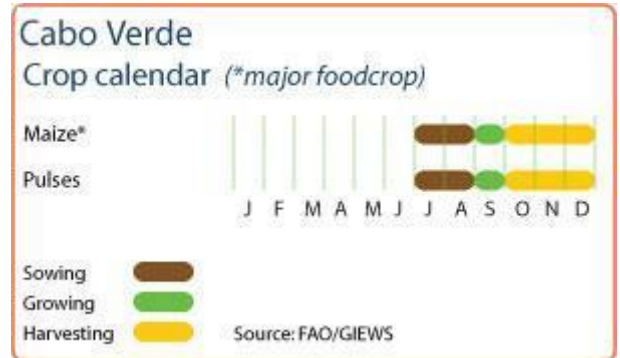
Favourable weather conditions contributed to a significant increase in cereal production in 2015. Official estimates put the 2015 maize crop at some 9 000 tonnes, mostly produced in Santiago Island (68 percent) and Fogo Island (17 percent). This level of production is nine times the previous year's drought-reduced output and 80 percent above average.

In 2014, cereal production sharply declined due to irregular rains. Maize production was estimated at about 1 000 tonnes, 82 percent below the previous year's poor harvest. Agricultural production has followed a steep downward trend over the last few years.

## Food security situation expected to remain stable for rest of marketing year

Overall food availability has been adequate, reflecting relatively low cereal prices on the international market and good supplies from the exceptionally good crop. Cabo Verde is highly dependent on cereal imports, especially for rice and wheat, which are not grown in the country. Approximately 80 percent of the national cereal requirements are imported. International cereal prices have been following a downward trend over the last few years.

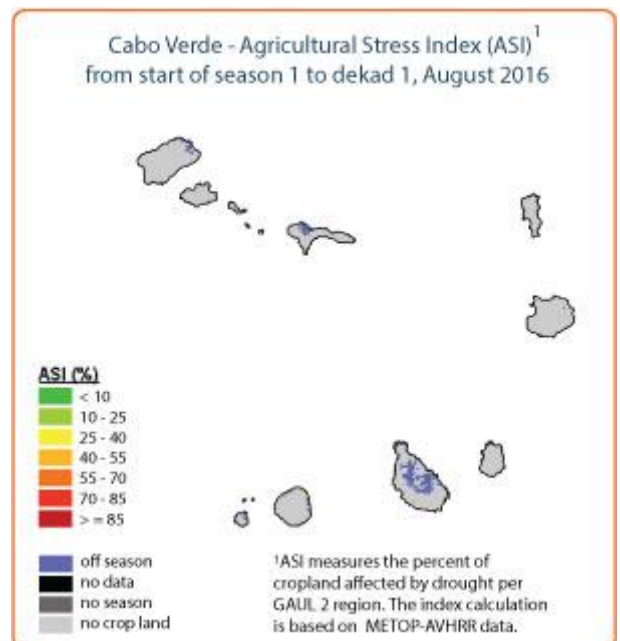
Despite, the sharp increase in domestic production which had a positive impact on farmers' income and access to food, results of the last "Cadre Harmonisé" analysis in the country indicate that about 10 800 people are estimated to be in Phase 3: "Crisis" and need urgent assistance, compared to about 30 000 people the previous year.



**Cabo Verde Cereal production**

	2010-2014 average	2014	2015 estimate	change 2015/2014
	000 tonnes			percent
Maize	5	1	9	800
Others	0	0	0	0
Total	5	1	9	800

Note: percentage change calculated from unrounded data.  
Source: FAO/GIEWS Country Cereal Balance Sheets





Reference Date: 07-March-2016

### FOOD SECURITY SNAPSHOT

- Cereal production recovered strongly in 2015 following favourable weather conditions
- Food security conditions expected to improve in 2015/16 marketing year (November/October), reflecting good supplies from exceptionally good crop and favourable trends in international food export markets

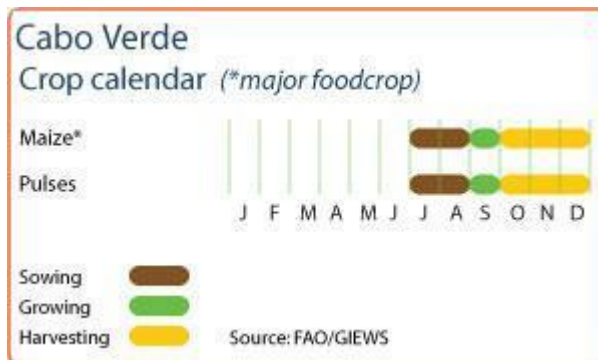
### Adequate rains in 2015 resulted in above-average cereal production

Harvesting of the 2014 cereal and pulses crops was completed in December. Favourable weather conditions contributed to a significant increase in cereal production this season. Preliminary estimates put the 2015 maize crop at some 9 000 tonnes mostly produced in Santiago Island (68 percent) and Fogo Island (17 percent). This level of production is nine times the previous year's drought-reduced output and 80 percent above average.

In 2014, cereal production sharply declined due to irregular rains. Maize production was estimated at about 1 000 tonnes, 82 percent below the previous year's poor harvest. The agricultural production has followed a steep downward trend over the last few years.

### Food security situation expected to improve in 2015/16

Overall food availability is expected to be good during the 2015/16 marketing year (November/October), reflecting declining cereal prices on the international market and good supplies from the exceptionally good crop. Cabo Verde is highly dependent on cereal imports, especially for rice and wheat, which are not grown in the country. Approximately 80 percent of the national cereal requirements are imported. International cereal prices have been following a downward trend over the last few years. In addition, the sharp increase in domestic production will have a positive impact on farmers' income and access to food. Results of the last "Cadre Harmonisé" analysis in the country indicate that about 5 000 people are currently in Phase 3: "Crisis" and need urgent assistance, compared to about 30 000 people a year ago.



**Cabo Verde**  
Cereal production

	2010-2014 average	2014	2015 forecast	change 2015/2014
	000 tonnes			percent
Maize	5	1	9	800
Others	0	0	0	0
<b>Total</b>	<b>5</b>	<b>1</b>	<b>9</b>	<b>800</b>

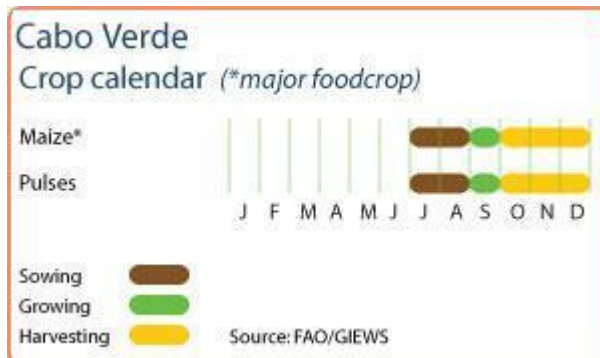
Note: percentage change calculated from unrounded data.  
Source: FAO/GIEWS Country Cereal Balance Sheets



Reference Date: 18-May-2015

### FOOD SECURITY SNAPSHOT

- Another below-average cereal production was gathered in 2014
- Food security conditions expected to remain stable in 2014/15 marketing year (November/October), reflecting favourable trends in international food export markets
- However, about 32 000 people need urgent assistance



### Seasonably dry conditions prevail

The rainy season has not started yet. Planting of maize normally starts in July with the onset of the rains on the main islands.

### Sharp decline in 2014 cereal production due to irregular rains

Harvesting of the 2014 cereal and pulses crops was completed in December. Due to a late start of the rainy season and erratic precipitation during the cropping season, a very low harvest was gathered for the fourth consecutive year. The 2014 maize crop was estimated at some 1 000 tonnes mostly produced in Santiago Island (45 percent) and Fogo Island (34 percent). This level of production is the lowest ever recorded in the country. Production of beans and potatoes was also below normal.

	2009-2013 average	2013	2014 forecast	change 2014/2013
	000 tonnes		percent	
Maize	6	6	1	-83
Others	0	0	0	0
Total	6	6	1	-83

Note: percentage change calculated from unrounded data.  
Source: FAO/GIEWS Country Cereal Balance Sheets

The 2013 maize production was estimated at about 5 700 tonnes, 5 percent below the previous year's poor harvest. The agricultural production has followed a steep downward trend over the last few years.

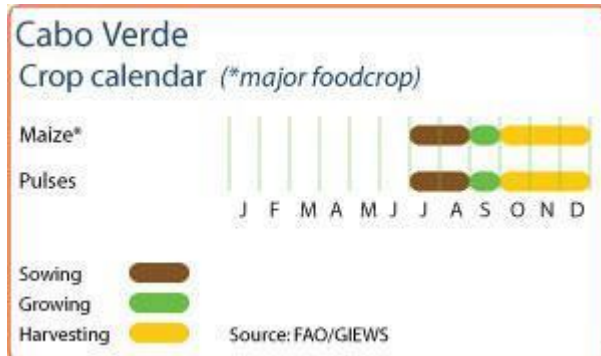
### Food security conditions expected to remain stable

In spite of the reduced crop, overall food availability is expected to remain adequate during the 2014/15 marketing year (November/October), reflecting declining cereal prices on the international market. Cabo Verde is highly dependent on cereal imports, especially for rice and wheat, which are not grown in the country. Approximately 80 percent of the national cereal requirements are imported. However, the sharp decline in production will have a negative impact on farmers' income and access to food. Results of the last "Cadre Harmonisé" analysis in the country indicate that about 32 000 people are currently in Phase 3: "Crisis" and need urgent assistance. FAO is providing assistance to 8 237 rural households most vulnerable to the impact of last year's sharp fall in crop production. The emergency intervention includes the distribution of food crop seeds, animal feed and drip irrigation equipment.

Reference Date: 09-February-2015

### FOOD SECURITY SNAPSHOT

- Another below-average cereal production is expected in 2014
- Food security conditions expected to remain stable in 2013/14 marketing year (November/October), reflecting favourable trends in international food export markets
- However, about 30 000 people need urgent assistance



### Sharp decline in 2014 cereal production due to irregular rains

Harvesting of the 2014 cereal and pulses crops was completed in December. Due to a late start of the rainy season and erratic precipitation during the cropping season, a very low harvest is expected for the fourth consecutive year. A joint CILSS/FAO Crop Assessment Mission recently estimated the output from the maize crop at some 1 000 tonnes mostly produced in Santiago Island (45 percent) and Fogo island (34 percent). This level of production is the lowest ever recorded in the country. Production of beans and potatoes will also be below normal.

The 2013 maize production was estimated at about 5 700 tonnes, 5 percent below the previous year's poor harvest. The agricultural production has followed a steep downward trend over the last few years.

**Cabo Verde**  
Cereal production

	2009-2013 average	2013	2014 forecast	change 2014/2013
	000 tonnes		percent	
Maize	6	6	1	-83
Others	0	0	0	0
Total	6	6	1	-83

Note: percentage change calculated from unrounded data.  
Source: FAO/GIEWS Country Cereal Balance Sheets


### Food security conditions expected to remain stable

In spite of the reduced crop, overall food availability is expected to remain adequate during the 2014/15 marketing year (November/October), reflecting declining cereal prices on the international market. Cabo Verde is highly dependent on cereal imports, especially for rice and wheat, which are not grown in the country. Approximately 80 percent of the national cereal requirements are imported. However, the sharp decline in production will have a negative impact on farmers' income and access to food. Preliminary results of the recent "Cadre Harmonisé" analysis in the country indicate that about 30 000 people are currently in Phase 3: "Crisis" and need urgent assistance.

Reference Date: 14-November-2014

### FOOD SECURITY SNAPSHOT

- Another below-average cereal production is expected in 2014
- Food security conditions expected to remain stable in 2013/14 marketing year (November/October), reflecting favourable trends in international food export markets
- However, about 30 000 people need urgent assistance



### Sharp decline in 2014 cereal production due to irregular rains

Harvesting of the 2014 cereal and pulses crops is underway and will last until December. Due to a late start of the rainy season and erratic precipitation during the cropping season, a very low harvest is expected for the fourth consecutive year. A joint CILSS/FAO Crop Assessment Mission recently estimated the output from the maize crop at some 1 000 tonnes mostly produced in Santiago Island (45 percent) and Fogo island (34 percent). This level of production is the lowest ever recorded in the country. Production of beans and potatoes will also be below normal.

The 2013 maize production was estimated at about 5 700 tonnes, 5 percent below the previous year's poor harvest. The agricultural production has followed a steep downward trend over the last few years.

**Cabo Verde Cereal production**

	2009-2013 average	2013	2014 forecast	change 2014/2013
	000 tonnes		percent	
Maize	6	6	1	-83
Others	0	0	0	0
Total	6	6	1	-83

Note: percentage change calculated from unrounded data.  
Source: FAO/GIEWS Country Cereal Balance Sheets

### Food security conditions expected to remain stable

In spite of the reduced crop, overall food availability is expected to remain adequate during the 2014/15 marketing year (November/October), reflecting declining cereal prices on the international market. Cabo Verde is highly dependent on cereal imports, especially for rice and wheat, which are not grown in the country. Approximately 80 percent of the national cereal requirements are imported. However, the sharp decline in production will have a negative impact on farmers income and access to food. Preliminary results of the recent "Cadre Harmonisé" analysis in the country indicate that about 30 000 people are currently in Phase 3: "Crisis" and need urgent assistance.

Reference Date: 11-February-2014

### FOOD SECURITY SNAPSHOT

- Below average cereal production in 2013
- Food security conditions expected to remain stable in marketing year 2013/14 (November/October), reflecting favourable trends in international food export markets

### Another below average cereal harvest was gathered in 2013

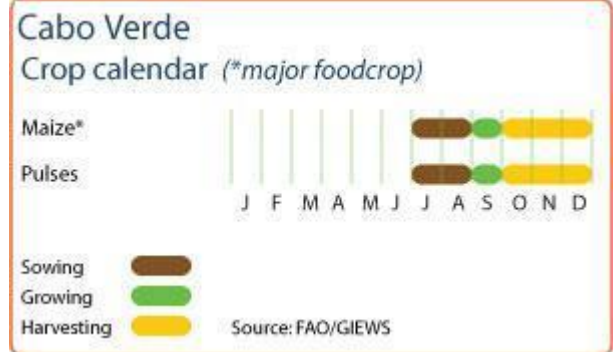
Harvesting of the 2013 cereal and pulses crops was completed in December. Due to erratic precipitation during the cropping season and an early cessation of rainfall in September, a poor harvest was gathered for the third consecutive year. The 2013 maize production is estimated at about 5 700 tonnes mostly produced in Santiago Island (50 percent) and Fogo Island (30 percent). This level of production is 5 percent below the previous year's poor harvest.

### Food security conditions expected to remain stable

In spite of the reduced crop, food availability is expected to remain adequate during the 2013/14 marketing year (November/October), reflecting declining cereal prices on the international market. Cabo Verde is highly dependent on cereal imports, especially for rice and wheat, which are not grown in the country. Approximately 80 percent of the national cereal requirements are imported.

The country's dependence on commercial imports increased in recent years. Until recently, food aid played a major role in Cabo Verde's food policy, accounting for over 50 percent of total cereal consumption in some years. Monetisation of food aid in the form of "cash-for-work" activities has been the main instrument used by the Government to deal with food emergencies. However, the amount of food aid received has declined sharply in recent years due to various factors, including the upgrading of Cabo Verde to medium-developed country status from least-developed country, and the shift of several donors' aid policy to direct budget support. For example, the country received only about 12 000 tonnes of food aid per year over 2008-2012 compared to an average of 37 000 tonnes between 2002 and 2005.

International prices of rice, the main imported cereal, have remained mostly stable in recent months, while wheat prices have declined significantly. As a result, prices of imported short-grain rice dropped by over 27 percent from January to December 2013 in Santiago. Prices of imported long-grain rice declined by 11 percent over the same period. Food security conditions are expected to remain stable across the country.



### Cabo Verde Cereal production

	2008-2012 average	2012	2013 forecast	change 2013/2012
	000 tonnes			percent
Maize	7	6	6	0
Others	0	0	0	0
Total	7	6	6	0

Note: percentage change calculated from unrounded data.  
Source: FAO/GIEWS Country Cereal Balance Sheets





# GIEWS Country Brief

## Cape Verde



Reference Date: 31-May-2013

### FOOD SECURITY SNAPSHOT

- Second consecutive year of poor harvest in 2012
- Food security conditions, however, are expected to remain stable in marketing year 2012/13 (November/October), reflecting favourable trends in international food exports markets

Seasonably dry conditions prevail across the country and the 2013 cropping season is expected to start in July.

### A below average crop was gathered in 2012 for the second year in a row

Harvesting of the 2012 cereal and pulses crops was completed in December. Due to erratic precipitation during the cropping season and an early cessation of rainfall in September, a poor harvest was gathered for the second consecutive year.

The 2012 maize production is estimated at about 6 000 tonnes mostly produced in Santiago Island (53 percent) and Fogo Island (27 percent). This level of production is 8 percent above the previous year's poor harvest but still 4 percent below the average of the previous five years.

### Food security conditions expected to remain stable

In spite of the reduced crop, food availability is expected to remain adequate during the 2012/13 marketing year (November/October), reflecting declining cereal prices on the international market. Cape Verde is highly dependent on cereal imports, especially for rice and wheat, which are not grown in the country. Approximately 80 percent of the national cereal requirements are imported.

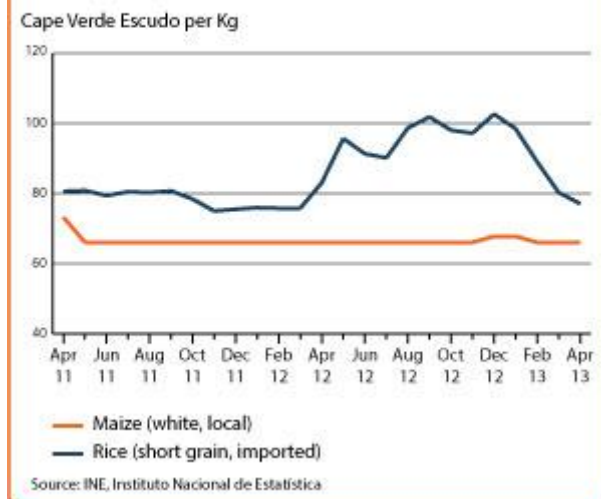
The country's dependence on commercial imports increased in recent years. Until recently, food aid played a major role in Cape Verde's food policy, accounting for over 50 percent of total cereal consumption in some years. Monetisation of food aid in the form of "cash-for-work" activities has been the main instrument used by the Government to deal with food emergencies. However, the amount of food aid received has declined sharply in recent years due to various factors, including the upgrading of Cape Verde to medium-developed country status from least-developed country, and the shift of several donors' aid policy to direct budget support. For example, the country received only about 12 000 tonnes of food aid per year over 2008-2012 compared to an average of 37 000 tonnes between 2002 and 2005.

International prices of rice, the main imported cereal, have remained mostly stable in recent months, while wheat prices have declined significantly. As a result, prices of imported short-grain rice dropped by over 21 percent from October 2012 to April 2013 in Santiago. Prices of imported wheat flour declined by 6 percent over the same period. Food security conditions are expected to remain stable across the country.

### Crop calendar Cape Verde



### Cape Verde Retail prices of cereals in Santiago



Reference Date: 22-April-2013

### FOOD SECURITY SNAPSHOT

- Second consecutive year of poor harvest in 2012
- Food security conditions, however, are expected to remain stable in marketing year 2012/13 (November/October), reflecting favourable trends in international food exports markets

Seasonably dry conditions prevail across the country and the 2013 cropping season is expected to start in July.

### A below average crop was gathered in 2012 for the second year in a row

Harvesting of the 2012 cereal and pulses crops was completed in December. Due to erratic precipitation during the cropping season and an early cessation of rainfall in September, a poor harvest was gathered for the second consecutive year.

The 2012 maize production is estimated at about 6 000 tonnes mostly produced in Santiago Island (53 percent) and Fogo Island (27 percent). This level of production is 8 percent above the previous year's poor harvest but still 4 percent below the average of the previous five years.


### Food security conditions expected to remain stable

In spite of the reduced crop, food availability is expected to remain adequate during the 2012/13 marketing year (November/October), reflecting declining cereal prices on the international market. Cape Verde is highly dependent on cereal imports, especially for rice and wheat, which are not grown in the country. Approximately 80 percent of the national cereal requirements are imported.

The country's dependence on commercial imports increased in recent years. Until recently, food aid played a major role in Cape Verde's food policy, accounting for over 50 percent of total cereal consumption in some years. Monetisation of food aid in the form of "cash-for-work" activities has been the main instrument used by the Government to deal with food emergencies. However, the amount of food aid received has declined sharply in recent years due to various factors, including the upgrading of Cape Verde to medium-developed country status from least-developed country, and the shift of several donors' aid policy to direct budget support. For example, the country received only about 12 000 tonnes of food aid per year over 2008-2012 compared to an average of 37 000 tonnes between 2002 and 2005.

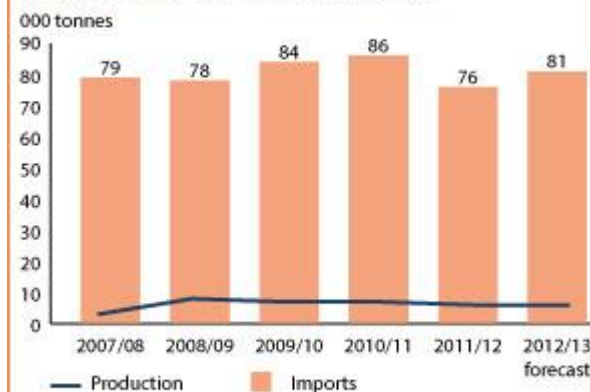
International prices of rice, the main imported cereal, have remained mostly stable in recent months, while wheat prices have been on the decline. Food security conditions are expected to remain stable across the country.

### Crop calendar Cape Verde



### Cape Verde

#### Total cereal production and imports



Notes: Total cereal includes rice in milled terms. Split year refers to individual crop marketing years.  
Source: FAO/GIEWS Country Cereal Balance Sheets



Reference Date: 22-March-2012

### FOOD SECURITY SNAPSHOT

- Maize production was sharply reduced in 2011
- Prices of rice, the main food staple, have been increasing steadily since 2007

### A below average crop was gathered in 2011

Harvesting of the 2011 cereal and pulses crops was completed in December. Due to erratic precipitation during the cropping season and an early cessation of rainfall in September, the conditions of the maize crop, the only cereal grown, have been poor in most islands.

The 2011 maize production is estimated at about 5 600 tonnes mostly produced in Santiago Island (51 percent) and Fogo island (25 percent). This level of production is 21 percent below last year harvest and 13 percent below the average of the previous 5 years. Production of beans and potatoes will also be below normal.

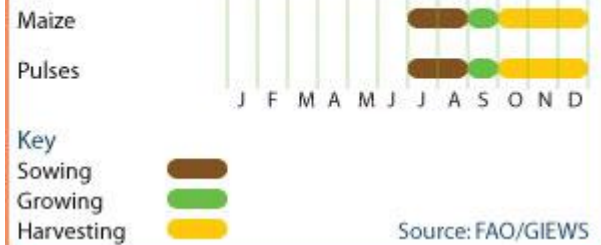
### Food security is constrained by high food prices

Cape Verde is highly dependent on cereal imports, especially for rice and wheat, which are not grown in the country. Approximately 80 percent of the national cereal requirements are imported.

Until recently, food aid played a major role in Cape Verde's food policy, accounting for over 50 percent of total cereal consumption in some years. Monetisation of food aid in the form of "cash-for-work" activities has been the main instrument used by the Government to deal with food emergencies. However, the amount of food aid received has declined sharply in recent years due to various factors, including the upgrading of Cape Verde to medium-developed country status from least-developed country, and the shift of several donors' aid policy to direct budget support. For example, the country received only about 7 000 tonnes of food aid per year over 2006-2010 compared to an average of 37 000 tonnes between 2002 and 2005.

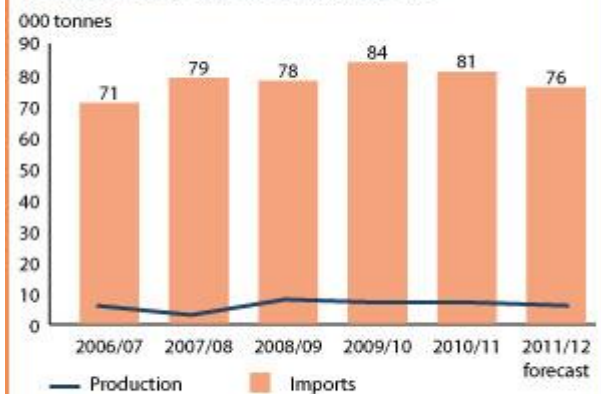
Moreover, the price of rice, the main imported cereal, has increased significantly in recent years. In February 2012 rice price in Santiago, the largest island of Cape Verde, was about 70 percent higher compared to February 2006. Although the country imports the bulk of its consumption requirement also in a year of normal production, the rural population, particularly in the semi-arid zones, could be severely affected by this year poor production

### Crop calendar Cape Verde



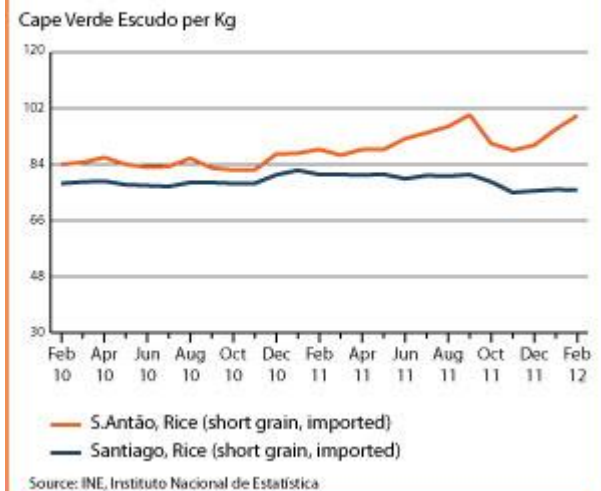
### Cape Verde

#### Total cereal production and imports



### Cape Verde

#### Retail rice prices



Reference Date: 12-January-2012

### FOOD SECURITY SNAPSHOT

- Maize production was sharply reduced in 2011
- Prices of rice, the main food staple, have been increasing steadily since 2007

### A below average crop was gathered in 2011

Harvesting of the 2011 cereal and pulses crops was completed in December. Due to erratic precipitation during the cropping season and an early cessation of rainfall in September, the conditions of the maize crop, the only cereal grown, have been poor in most islands.

A joint FAO/CILSS Crop Assessment Mission recently estimated the output from the 2011 maize crop at some 5 600 tonnes mostly produced in Santiago Island (51 percent) and Fogo island (25 percent). This level of production is 21 percent below last year harvest and 13 percent below the average of the previous 5 years. Production of beans and potatoes will also be below normal

### Food security is constrained by high food prices

Cape Verde is highly dependent on cereal imports, especially for rice and wheat, which are not grown in the country. Approximately 80 percent of the national cereal requirements are imported.

Until recently, food aid played a major role in Cape Verde's food policy, accounting for over 50 percent of total cereal consumption in some years. Monetisation of food aid in the form of "cash-for-work" activities has been the main instrument used by the Government to deal with food emergencies. However, the amount of food aid received has declined sharply in recent years due to various factors, including the upgrading of Cape Verde to medium-developed country status from least-developed country, and the shift of several donors' aid policy to direct budget support. For example, the country received only about 7 000 tonnes of food aid per year over 2006-2010 compared to an average of 37 000 tonnes between 2002 and 2005.

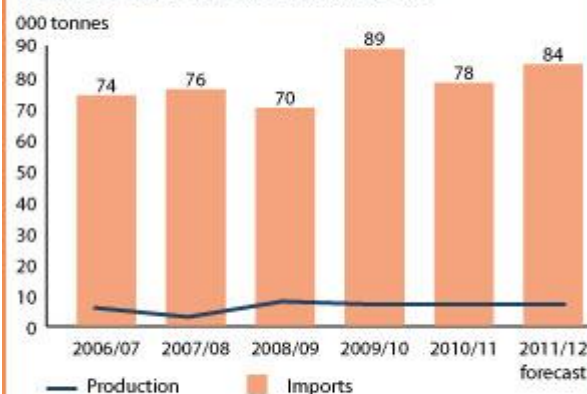
Moreover, the price of rice, the main imported cereal, has increased significantly in recent years. In November 2011 the price of rice was about 64 percent higher compared to November 2006. Although the country imports the bulk of its consumption requirement also in a year of normal production, the rural population, particularly in the semi-arid zones, could be severely affected by this year poor production

### Crop calendar Cape Verde



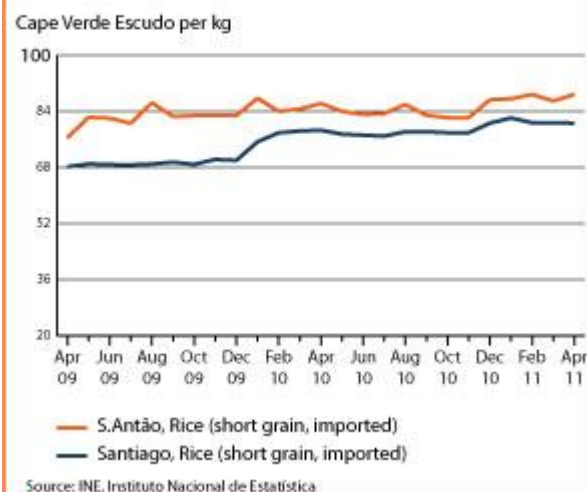
### Cape Verde

#### Total cereal production and imports



### Cape Verde

#### Retail rice price in Cape Verde



Reference Date: 20-May-2011

### FOOD SECURITY SNAPSHOT

- Maize production contracted by 5 percent in 2010 compared to 2009, but was still well above average
- Prices of rice, the main food staple, have been increasing steadily since 2007

### Seasonably dry conditions prevail

The rainy season has not started yet. Planting of maize normally starts in July with the onset of the rains on the main islands.

### An above average crop was gathered in 2010

Harvesting of maize – the only cereal grown in the country – was completed in December. The 2010 production was estimated at 7 383 tonnes mostly produced in Santiago Island (57 percent) and Fogo Island (24 percent). This level of output is 5 percent below the 2009 harvest but 23 percent above average.

### Food security is constrained by high food prices and reduced allocations of food aid

Cape Verde is highly dependent on cereal imports, especially for rice and wheat, which are not grown in the country. Approximately 80 percent of the national cereal requirements are imported.

Until recently, food aid played a major role in Cape Verde's food policy, accounting for over 50 percent of total cereal consumption in some years. Monetisation of food aid in the form of "cash-for-work" activities has been the main instrument used by the Government to deal with food emergencies. However, the amount of food aid received has declined sharply in recent years due to various factors, including the upgrading of Cape Verde to medium-developed country status from least-developed country, and the shift of several donors' aid policy to direct budget support. For example, the country received only about 7 000 tonnes of food aid per year over 2006-2010 compared to an average of 37 000 tonnes between 2002 and 2005.

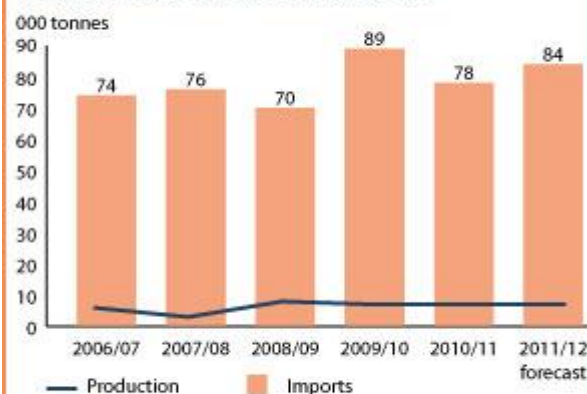
Moreover, the price of rice, the main imported cereal, has been increasing steadily since 2007. In April 2011 the price of rice was about 63 percent higher compared to April 2008. The recent sharp rise in international food prices, notably of wheat, maize, sugar and oils, is likely to lead to higher inflationary pressure on the domestic food market. The food situation in the remainder of the 2010/11 marketing year (November/October) will depend on the evolution of international food prices and actions the Government may take to mitigate their impact on consumers' purchasing power.

### Crop calendar Cape Verde



### Cape Verde

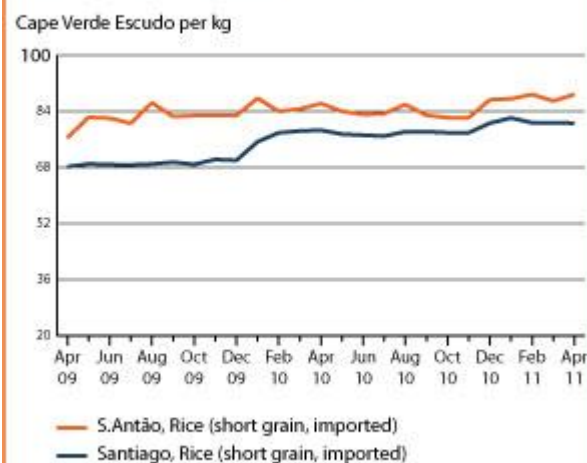
#### Total cereal production and imports



Notes: Total cereal includes rice in milled terms. Split year refers to individual crop marketing years.  
Source: FAO/GIEWS Country Cereal Balance Sheets

### Cape Verde

#### Retail rice price in Cape Verde





Reference Date: 01-February-2011

### FOOD SECURITY SNAPSHOT

- Maize production contracted by 5 percent in 2010 compared to 2009, but was still well above average.
- Prices of rice, the main food staple, have been increasing steadily since 2007

### An above average crop was gathered in 2010

Harvesting of maize – the only cereal grown in the country – was completed in December. A CILSS Crop Assessment Mission, which visited the country last October, estimated the 2010 production at 7 383 tonnes mostly produced in Santiago Island (57 percent) and Fogo Island (24 percent). This level of output is 5 percent below the 2009 harvest but 23 percent above average.

### Food security is constrained by high prices and reduced allocations of food aid

Cape-Verde is highly dependent on cereal imports, especially for rice and wheat, which are not grown in the country. Approximately 80 percent of the national cereal requirements are satisfied by imports.

Until recently, food aid played a major role in Cape Verde's food policy, accounting for over 50 percent of total cereal consumption in some years. Monetisation of food aid in the form of "cash-for-work" activities has been the main instrument used by the Government to deal with food emergencies. However, the amount of food aid received has declined sharply in recent years due to various factors, including the upgrading of Cape Verde to medium-developed country status from least-developed country, and the shift of several donors' aid policy to direct budget support. For example, the country received only about 7 000 tonnes of food aid per year over 2006-2010 compared to an average of 37 000 tonnes between 2002 and 2005.

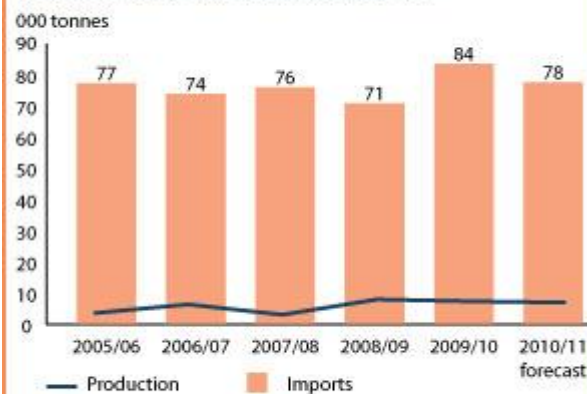
Moreover, the price of rice, the most imported cereal, has been increasing steadily since 2007, and in November 2010 prices were about 53 percent higher compared to November 2007. The recent sharp rise in international food prices, notably of wheat, maize, sugar and oils, is likely to lead to higher inflationist pressure on the domestic food market. The food situation during the 2010/11 marketing year will depend on the evolution of international food prices and actions the Government may take to mitigate their impact on consumers' purchasing power.

### Crop calendar Cape Verde



### Cape Verde

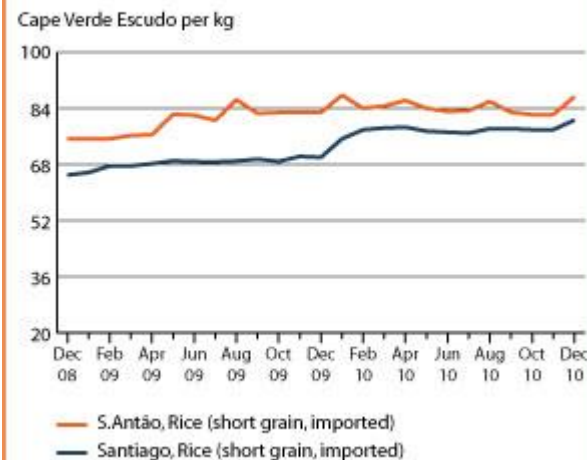
#### Total cereal production and imports



Notes: Total cereal includes rice in milled terms. Split year refers to individual crop marketing years.  
Source: FAO/GIEWS Country Cereal Balance Sheets

### Cape Verde

#### Retail rice price in Cape Verde



Reference Date: 23-August-2010

### FOOD SECURITY SNAPSHOT

- Maize production contracted by 8 percent in 2009, compared to 2008.
- Prices of rice, the main food staple, have remained at a stable level since the beginning of the year

### Insufficient rainfall contributed to a decline in maize production in 2009

Planting of the 2010 maize crop – the only cereal grown in the country – and pulses, is scheduled to finish at the end of August. Maize production is concentrated in the two islands of Santiago Island (55 percent) and Fogo Island (28 percent).

The 2009 maize crop, harvested between October and December last year, was estimated at 7 383 tonnes, representing an 8 percent decline compared to the previous season; however, production levels are still slightly above the average. The drop in production was due to inadequate rainfall during the cropping season.

### Rice prices remain stable

Rice prices, the most important food staple, increased steadily since 2007. However, price levels in Santo Antanao have remained very stable since November 2008.

The country is highly dependent on cereal imports, especially for rice and wheat, which are not grown in the country. Approximately 80 percent of the national cereal requirements are satisfied by imports. Despite the decrease in international prices since 2008, for both wheat and rice, wheat prices, in particular, have risen by 25 percent between July and August 2010, and this could have a bearing on the country's import capacity.

### Decline in provision of food assistance

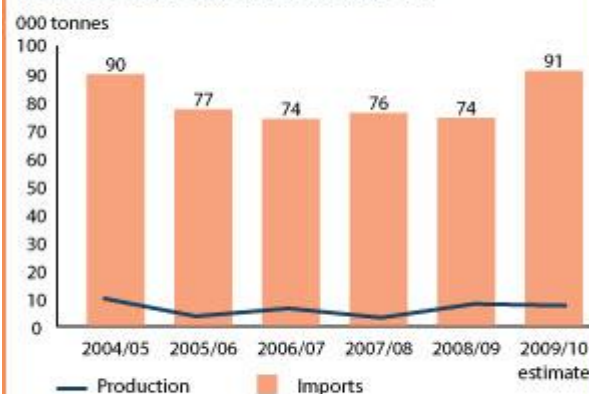
The amount of food aid received has declined sharply in recent years due to various factors, including the upgrading of Cape Verde to medium-developed country status from least-developed country in January 2008, and the shift of several donors' aid policy to direct budget support. The country received only about 7 000 tonnes of food aid per year over 2006-2009 compared to an average of 37 000 tonnes between 2002 and 2005. As part of this shift, WFP's direct school feeding programme was scheduled for termination in July 2010, following a gradual phase-out from the beginning of 2007. WFP is now supporting the Government to continue to provide school feeding assistance.

### Crop calendar Cape Verde



### Cape Verde

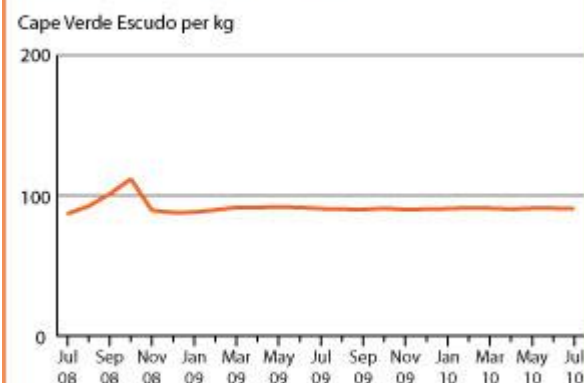
#### Total cereal production and imports



Notes: Total cereal includes rice in milled terms. Split year refers to individual crop marketing years.  
Source: FAO/GIEWS Country Cereal Balance Sheets

### Cape Verde

#### Retail rice price in S. Antanao



Source: INE, Instituto Nacional de Estatística

Reference Date: 19-March-2010

### FOOD SECURITY SNAPSHOT

- Cereal production declined by 8 percent in 2009 due to irregular rains.
- About 103 000 people will need food assistance in 2010.
- The implementation of the country's safety net program may be constrained by the reduced allocations of food aid.

### Inadequate rains caused a decline in cereal production

Seasonably dry conditions prevail. A CILSS Crop Assessment Mission, which visited the country last October, estimated the 2009 maize production – the only cereal grown in the country – at 7 383 tonnes mostly produced in Santiago Island (55 percent) and Fogo Island (28 percent). This level of output is 8 percent below the 2008 harvest but slightly above average. The drop in production is due to inadequate rainfall during the cropping season.

### Food security is constrained by high prices and reduced allocations of food aid

About 103 000 people, over 51 percent of the country's agricultural population, have been affected by last year's erratic rains and will need food assistance in 2010. However, the implementation of the country's safety net program may be constrained by the reduced allocations of food aid. Until recently, food aid played a major role in Cape Verde's food policy, accounting for over 50 percent of total cereal consumption in some years. Monetisation of food aid in the form of "cash-for-work" activities has been the main instrument used by the Government to deal with food emergencies. However, the amount of food aid received has declined sharply in recent years due to various factors, including the upgrading of Cape Verde to medium-developed country status from least-developed country, and the shift of several donors' aid policy to direct budget support. For example, the country received only about 7 000 tonnes of food aid per year over 2006-2009 compared to an average of 37 000 tonnes between 2002 and 2005. Moreover, the price of rice, the most imported cereal, has been increasing steadily since 2007, and in February 2010 prices were about 65 percent higher compared to February 2008.

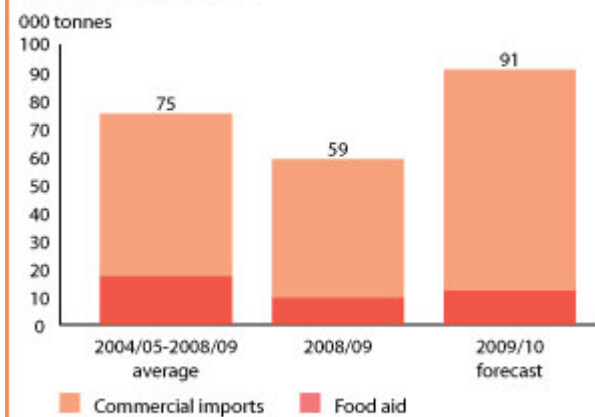
The food situation during the 2009/10 marketing year will depend on two major factors: (i) The capacity of the Government to finance and implement an effective safety net program in the short term, to assist affected populations and restore their production capacity for the next agricultural season, and (ii) the evolution of international food prices and actions the Government may take to mitigate their impact on consumers' purchasing power.

### Crop calendar Cape Verde



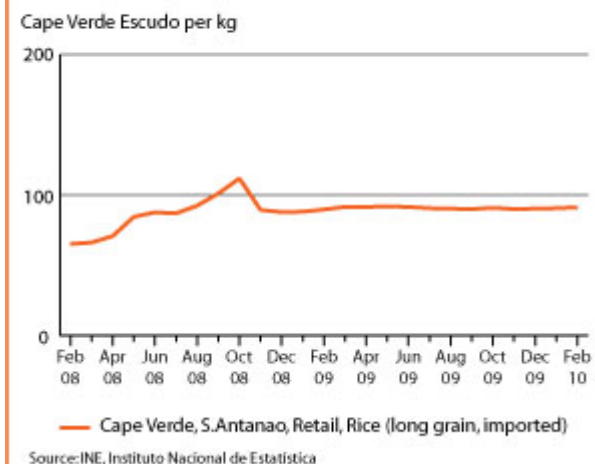
### Cape Verde

#### Total cereal imports



### Cape Verde

#### Selected cereal prices





Reference Date: 27-January-2010

### FOOD SECURITY SNAPSHOT

- Cereal production declined by 8 percent in 2009 due to irregular rains.
- About 103 000 people will need food assistance in 2010.
- The implementation of the country's safety net program may be constrained by the reduced allocations of food aid .

### Inadequate rains caused a decline in cereal production

A CILSS Crop Assessment Mission, which visited the country last October, estimated the 2009 maize production – the only cereal grown in the country – at 7 383 tonnes mostly produced in Santiago Island (55 percent) and Fogo Island (28 percent). This level of output is 8 percent below the 2008 harvest but slightly above average. The drop in production is due to inadequate rainfall during the cropping season.

### Food security is constrained by high prices and reduced allocations of food aid.

About 103 000 people, over 51 percent of the country's agricultural population, have been affected by last year's erratic rains and will need food assistance in 2010. However, the implementation of the country's safety net program may be constrained by the reduced allocations of food aid. Until recently, food aid played a major role in Cape Verde's food policy, accounting for over 50 percent of total cereal consumption in some years. Monetisation of food aid in the form of "cash-for-work" activities has been the main instrument used by the Government to deal with food emergencies. However, the amount of food aid received has declined sharply in recent years due to various factors, including the upgrading of Cape Verde to medium-developed country status from least-developed country, and the shift of several donors' aid policy to direct budget support. For example, the country received only about 7 000 tonnes of food aid per year over 2006-2009 compared to an average of 37 000 tonnes between 2002 and 2005. Moreover, the price of rice, the most imported cereal, has been increasing steadily since 2007, and in October 2009 prices were almost 50 percent higher compared to October 2007.

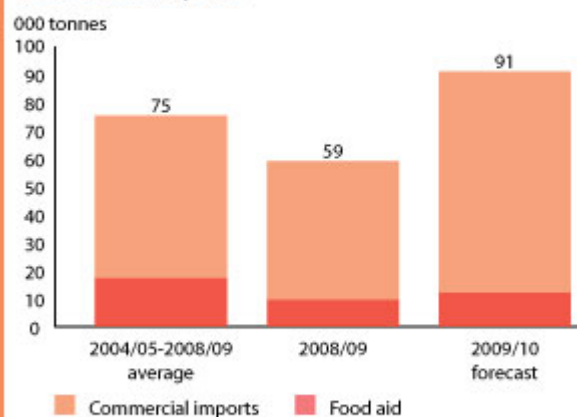
The food situation during the 2009/10 marketing year will depend on two major factors: (i) The capacity of the Government to finance and implement an effective safety net program in the short term, to assist affected populations and restore their production capacity for the next agricultural season, and (ii) the evolution of international food prices and actions the Government may take to mitigate their impact on consumers' purchasing power.

### Crop calendar Cape Verde



### Cape Verde

#### Total cereal imports



### Cape Verde

#### Selected cereal prices

